



# GULFSTREAM G550 MARKET OVERVIEW

## OCTOBER 2018



## GULFSTREAM G550 MARKET OVERVIEW OCTOBER 2018

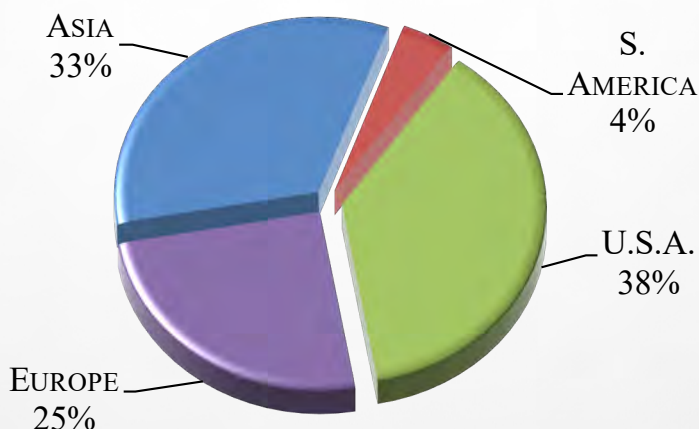
Currently, there are 24 G550s for sale of 564 aircraft, representing 4% of the active fleet.

### CURRENT GULFSTREAM G550 MARKET SUMMARY

AIRCRAFT SUMMARY	Low	HIGH	AVERAGE
ASKING PRICE	\$17,900,000	\$37,600,000	\$25,918,000
AIRFRAME TOTAL TIME	850	5,763	2,972
MANUFACTURE YEAR	2005	2017	2010
DAYS ON MARKET	2	612	162

*FIGURES BASED ON ASKING PRICES, NOT SALES PRICES. BASED ON 24 AIRCRAFT PRICES AND 24 AIRCRAFT FOR SALE*

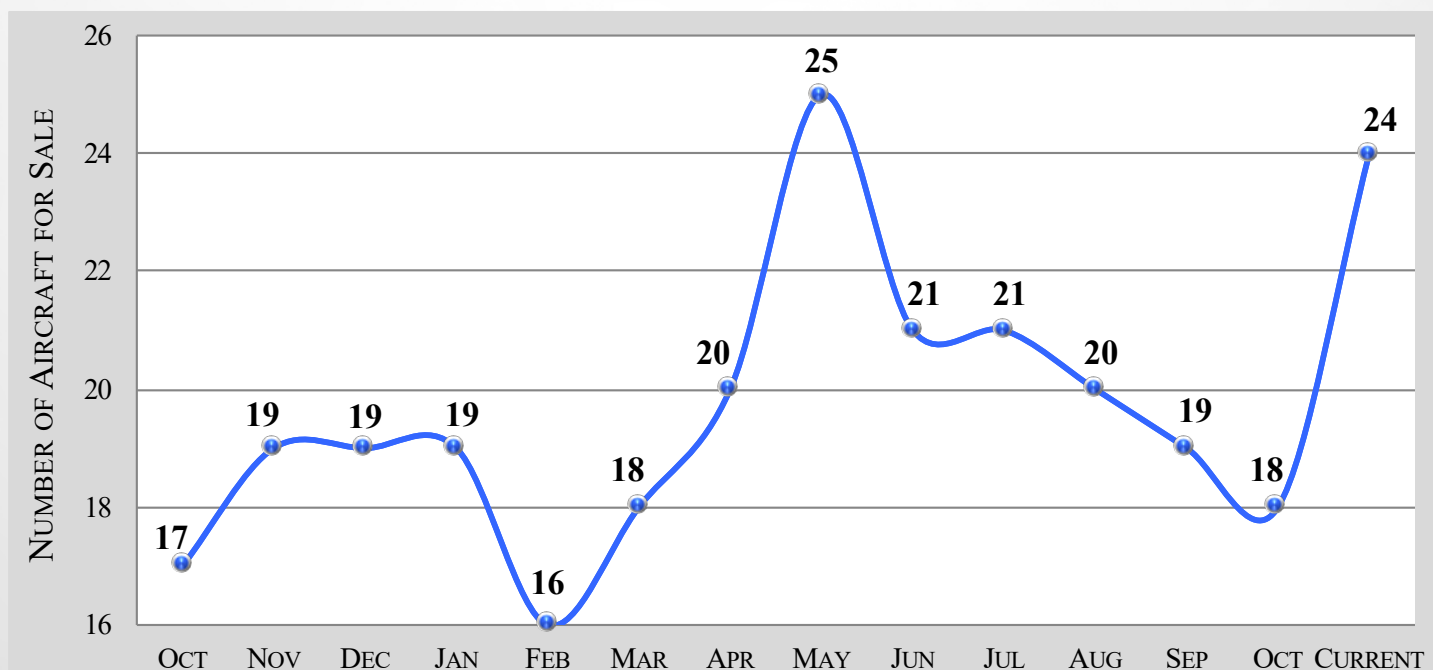
### CURRENT GULFSTREAM G550 MARKET BY SELLER LOCATION



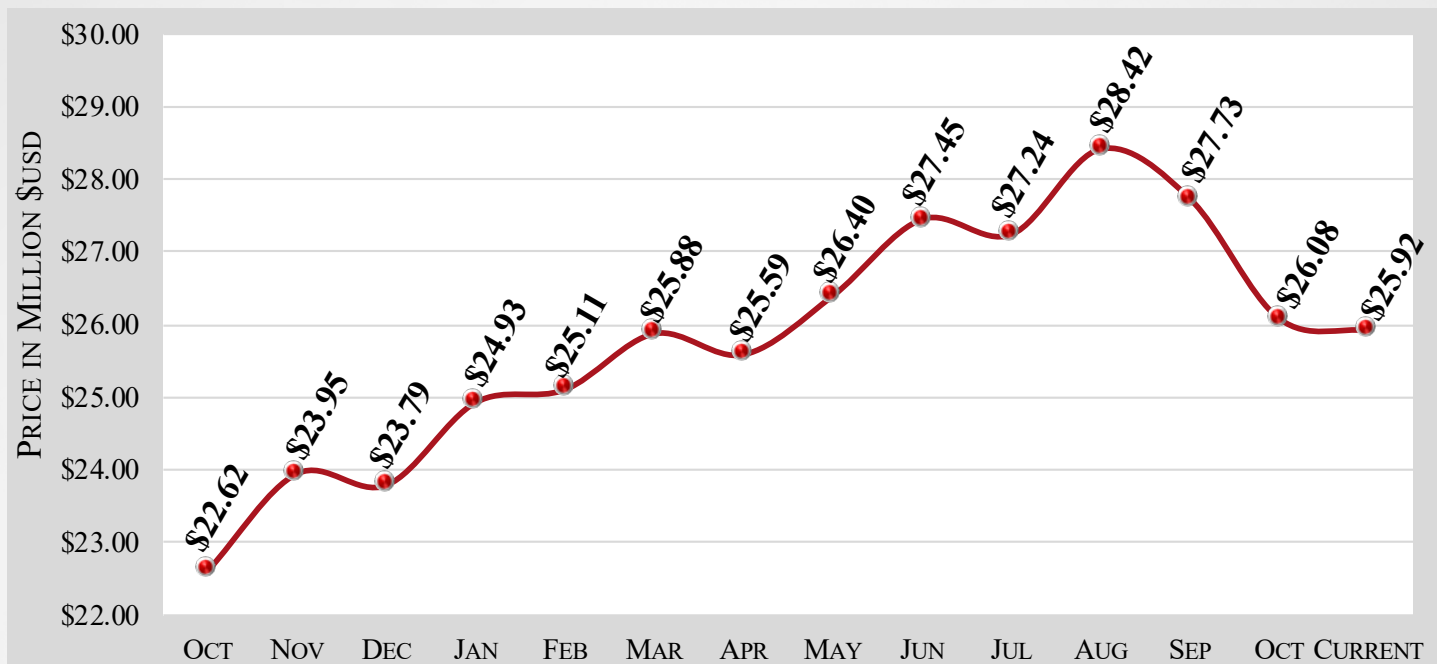
### GULFSTREAM G550 – 6 MONTH MARKET HISTORY

MONTH	JUNE	JULY	AUG	SEP	OCT	CURRENT	AVERAGE
AVERAGE ASK PRICE	\$27.5M	\$27.2M	\$28.4M	\$27.7M	\$26.1M	\$25.9M	\$27.1M
NUMBER FOR SALE	21	21	20	19	18	24	21
ACTIVE FLEET	558	558	558	557	554	564	558
PERCENTAGE FOR SALE	4%	4%	4%	4%	3%	4%	4%
AVERAGE YEAR	2011	2011	2012	2011	2011	2010	2011
AVERAGE DAYS ON MARKET	251	236	207	225	173	162	209
AVERAGE AIRFRAME TIME	2,635	2,435	2,349	2,576	2,696	2,972	2,611
TRANSACTIONS	3	1	0	5	3	TBD	12 TOTAL

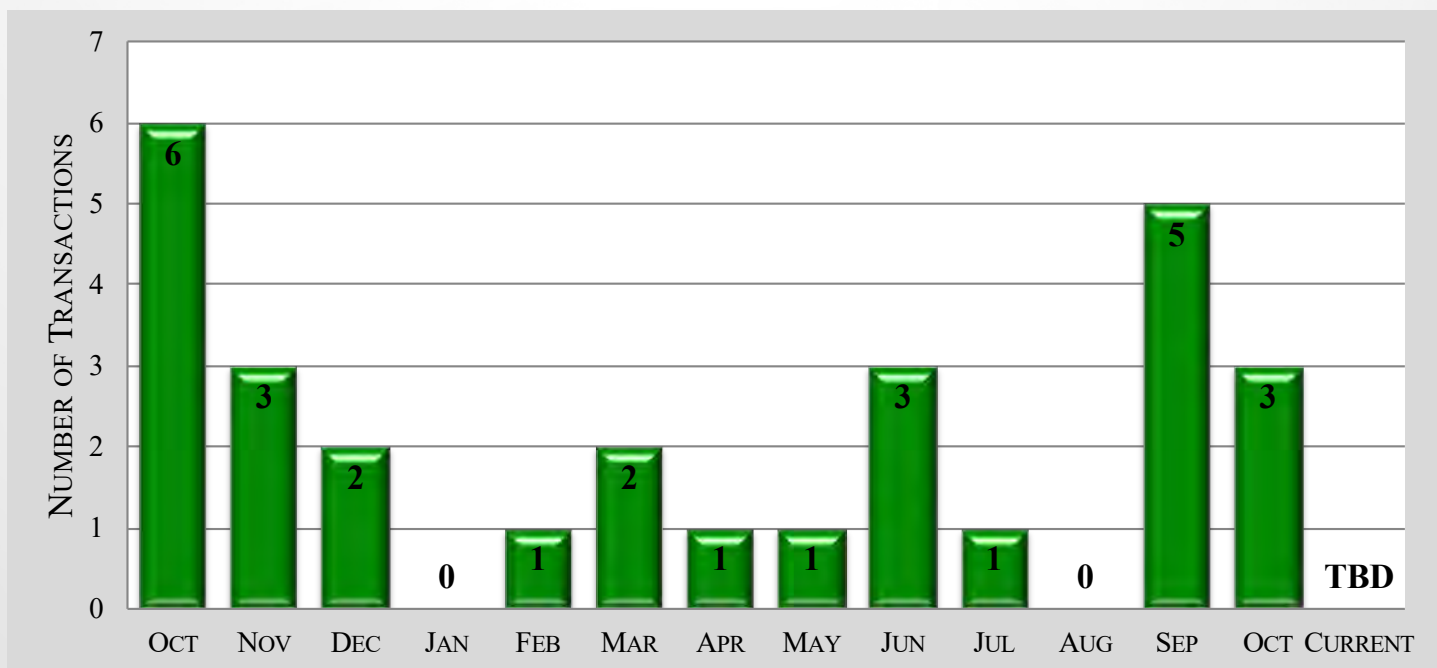
### GULFSTREAM G550 – 12 MONTH FOR SALE INVENTORY HISTORY



## GULFSTREAM G550 – 12 MONTH ASKING PRICE TREND



## GULFSTREAM G550 – 12 MONTH TRANSACTION HISTORY





## GULFSTREAM G550 – AIRCRAFT BLUE BOOK VALUATIONS

YEAR	AVERAGE RETAIL	AVERAGE WHOLESALE	TREND
2003	\$13,000,000	\$11,538,000	No CHANGE
2004	\$14,000,000	\$12,426,000	No CHANGE
2005	\$15,000,000	\$13,313,000	No CHANGE
2006	\$16,000,000	\$14,201,000	No CHANGE
2007	\$17,000,000	\$15,088,000	No CHANGE
2008	\$19,000,000	\$16,863,000	No CHANGE
2009	\$21,000,000	\$18,639,000	No CHANGE
2010	\$23,000,000	\$20,414,000	No CHANGE
2011	\$25,000,000	\$22,189,000	No CHANGE
2012	\$27,000,000	\$23,964,000	No CHANGE
2013	\$29,000,000	\$25,739,000	-\$888,000
2014	\$31,000,000	\$27,514,000	-\$888,000
2015	\$34,000,000	\$30,177,000	-\$887,000
2016	\$37,000,000	\$32,839,000	-\$888,000
2017	\$45,000,000	\$39,940,000	-\$3,550,000
2018	\$61,500,000	\$54,584,000	No CHANGE

*The above data is valid from September through November*

## GULFSTREAM G550 – VREF VALUATIONS

YEAR	AVERAGE RETAIL	AVERAGE WHOLESALE	TREND
2003	\$14,500,000	\$12,847,000	-\$400,000
2004	\$15,000,000	\$13,290,000	-\$200,000
2005	\$15,500,000	\$13,733,000	No CHANGE
2006	\$16,000,000	\$14,624,000	-\$500,000
2007	\$17,500,000	\$15,505,000	No CHANGE
2008	\$18,500,000	\$16,428,000	No CHANGE
2009	\$21,000,000	\$18,648,000	No CHANGE
2010	\$23,500,000	\$20,915,000	No CHANGE
2011	\$25,000,000	\$22,250,000	No CHANGE
2012	\$27,000,000	\$24,030,000	No CHANGE
2013	\$29,600,000	\$26,344,000	No CHANGE
2014	\$32,000,000	\$28,480,000	No CHANGE
2015	\$35,000,000	\$31,150,000	No CHANGE
2016	\$37,000,000	\$33,300,000	-\$2,000,000
2017	\$42,000,000	\$37,800,000	-\$2,000,000
2018	\$61,500,000	\$55,473,000	No CHANGE

*The above data is valid from September through November*

## GULFSTREAM G550 MARKET DETAILS AS OF OCTOBER 2018 ARRANGED BY YEAR

YEAR	DAYS ON MARKET	ASK PRICE	AIRFRAME TOTAL TIME	LOCATION
2005	105	\$20,995,000	5,327	U.S.A.
2006	20	\$17,900,000	5,315	U.S.A.
2007	2	\$20,500,000	5,748	S. America
2007	400	\$23,000,000	5,312	U.S.A.
2007	79	\$24,995,000	1,491	U.S.A.
2008	57	\$19,000,000	3,680	U.S.A.
2008	35	\$19,100,000	5,763	U.S.A.
2009	86	\$23,900,000	2,423	Europe
2009	72	\$25,500,000	4,344	U.S.A.
2009	65	\$22,950,000	3,921	U.S.A.
2009	61	\$22,000,000	2,604	Europe
2010	40	\$22,900,000	3,660	Europe
2010	612	\$28,950,000	1,540	Asia
2011	75	\$27,900,000	2,790	Europe
2011	146	\$23,000,000	2,260	Asia
2011	499	\$26,950,000	2,060	Asia
2012	232	\$26,500,000	1,817	Asia
2012	239	\$30,750,000	858	Asia
2012	243	\$27,950,000	2,971	Europe
2013	48	\$27,750,000	2,100	Asia
2013	245	\$28,950,000	2,668	Europe
2013	132	\$37,600,000	901	Asia
2015	127	\$36,995,000	930	Asia
2017	278	\$36,000,000	850	U.S.A.

## GULFSTREAM G550 MARKET DETAILS AS OF OCTOBER 2018 ARRANGED BY DAYS ON MARKET

YEAR	DAYS ON MARKET	ASK PRICE	AIRFRAME TOTAL TIME	LOCATION
2007	2	\$20,500,000	5,748	S. America
2006	20	\$17,900,000	5,315	U.S.A.
2008	35	\$19,100,000	5,763	U.S.A.
2010	40	\$22,900,000	3,660	Europe
2013	48	\$27,750,000	2,100	Asia
2008	57	\$19,000,000	3,680	U.S.A.
2009	61	\$22,000,000	2,604	Europe
2009	65	\$22,950,000	3,921	U.S.A.
2009	72	\$25,500,000	4,344	U.S.A.
2011	75	\$27,900,000	2,790	Europe
2007	79	\$24,995,000	1,491	U.S.A.
2009	86	\$23,900,000	2,423	Europe
2005	105	\$20,995,000	5,327	U.S.A.
2015	127	\$36,995,000	930	Asia
2013	132	\$37,600,000	901	Asia
2011	146	\$23,000,000	2,260	Asia
2012	232	\$26,500,000	1,817	Asia
2012	239	\$30,750,000	858	Asia
2012	243	\$27,950,000	2,971	Europe
2013	245	\$28,950,000	2,668	Europe
2017	278	\$36,000,000	850	U.S.A.
2007	400	\$23,000,000	5,312	U.S.A.
2011	499	\$26,950,000	2,060	Asia
2010	612	\$28,950,000	1,540	Asia



## GULFSTREAM G550 MARKET DETAILS AS OF OCTOBER 2018 ARRANGED BY ASKING PRICE

YEAR	DAYS ON MARKET	ASK PRICE	AIRFRAME TOTAL TIME	LOCATION
2006	20	\$17,900,000	5,315	U.S.A.
2008	57	\$19,000,000	3,680	U.S.A.
2008	35	\$19,100,000	5,763	U.S.A.
2007	2	\$20,500,000	5,748	S. America
2005	105	\$20,995,000	5,327	U.S.A.
2009	61	\$22,000,000	2,604	Europe
2010	40	\$22,900,000	3,660	Europe
2009	65	\$22,950,000	3,921	U.S.A.
2011	146	\$23,000,000	2,260	Asia
2007	400	\$23,000,000	5,312	U.S.A.
2009	86	\$23,900,000	2,423	Europe
2007	79	\$24,995,000	1,491	U.S.A.
2009	72	\$25,500,000	4,344	U.S.A.
2012	232	\$26,500,000	1,817	Asia
2011	499	\$26,950,000	2,060	Asia
2013	48	\$27,750,000	2,100	Asia
2011	75	\$27,900,000	2,790	Europe
2012	243	\$27,950,000	2,971	Europe
2010	612	\$28,950,000	1,540	Asia
2013	245	\$28,950,000	2,668	Europe
2012	239	\$30,750,000	858	Asia
2017	278	\$36,000,000	850	U.S.A.
2015	127	\$36,995,000	930	Asia
2013	132	\$37,600,000	901	Asia

**GULFSTREAM G550 MARKET DETAILS AS OF OCTOBER 2018**  
**ARRANGED BY TOTAL TIME ON AIRFRAME**

YEAR	DAYS ON MARKET	ASK PRICE	AIRFRAME TOTAL TIME	LOCATION
2017	278	\$36,000,000	850	U.S.A.
2012	239	\$30,750,000	858	Asia
2013	132	\$37,600,000	901	Asia
2015	127	\$36,995,000	930	Asia
2007	79	\$24,995,000	1,491	U.S.A.
2010	612	\$28,950,000	1,540	Asia
2012	232	\$26,500,000	1,817	Asia
2011	499	\$26,950,000	2,060	Asia
2013	48	\$27,750,000	2,100	Asia
2011	146	\$23,000,000	2,260	Asia
2009	86	\$23,900,000	2,423	Europe
2009	61	\$22,000,000	2,604	Europe
2013	245	\$28,950,000	2,668	Europe
2011	75	\$27,900,000	2,790	Europe
2012	243	\$27,950,000	2,971	Europe
2010	40	\$22,900,000	3,660	Europe
2008	57	\$19,000,000	3,680	U.S.A.
2009	65	\$22,950,000	3,921	U.S.A.
2009	72	\$25,500,000	4,344	U.S.A.
2007	400	\$23,000,000	5,312	U.S.A.
2006	20	\$17,900,000	5,315	U.S.A.
2005	105	\$20,995,000	5,327	U.S.A.
2007	2	\$20,500,000	5,748	S. America
2008	35	\$19,100,000	5,763	U.S.A.

## GULFSTREAM G550 MARKET DETAILS AS OF OCTOBER 2018 ARRANGED BY LOCATION

YEAR	DAYS ON MARKET	ASK PRICE	AIRFRAME TOTAL TIME	LOCATION
2011	146	\$23,000,000	2,260	Asia
2010	612	\$28,950,000	1,540	Asia
2011	499	\$26,950,000	2,060	Asia
2012	232	\$26,500,000	1,817	Asia
2012	239	\$30,750,000	858	Asia
2013	48	\$27,750,000	2,100	Asia
2013	132	\$37,600,000	901	Asia
2015	127	\$36,995,000	930	Asia
2009	86	\$23,900,000	2,423	Europe
2009	61	\$22,000,000	2,604	Europe
2010	40	\$22,900,000	3,660	Europe
2011	75	\$27,900,000	2,790	Europe
2012	243	\$27,950,000	2,971	Europe
2013	245	\$28,950,000	2,668	Europe
2007	2	\$20,500,000	5,748	S. America
2005	105	\$20,995,000	5,327	U.S.A.
2006	20	\$17,900,000	5,315	U.S.A.
2007	400	\$23,000,000	5,312	U.S.A.
2007	79	\$24,995,000	1,491	U.S.A.
2008	57	\$19,000,000	3,680	U.S.A.
2008	35	\$19,100,000	5,763	U.S.A.
2009	72	\$25,500,000	4,344	U.S.A.
2009	65	\$22,950,000	3,921	U.S.A.
2017	278	\$36,000,000	850	U.S.A.

## GULFSTREAM G550 MARKET DETAILS AS OF OCTOBER 2018

### RECENT CHANGES TO FOR-SALE INVENTORY

YEAR	DAYS ON MARKET	ASK PRICE	AIRFRAME TOTAL TIME	LOCATION	STATUS
2006	193	\$21,000,000	4,653	U.S.A.	Withdrawn 2018-10
2010	404	\$22,750,000	4,193	U.S.A.	Sold 2018-10
2010	504	\$21,500,000	3,183	U.S.A.	Sold 2018-10
2011	140	\$29,600,000	1,031	S. America	Sold 2018-10
2011	302	\$25,950,000	3,094	U.S.A.	Deal Pending 2018-12
2012	20	\$27,950,000	3,658	U.S.A.	Sold 2018-12

#### Disclaimer

Market changes are based on responses from sellers and agents. These changes have been reported, but not yet confirmed. Altus Aviation offers the details of these aircraft in good faith but cannot guarantee or warrant the accuracy of this information nor warrant the condition of the aircraft. A buyer should instruct his agents, or his surveyors, to investigate such details as the buyer desires validated. These aircraft are offered subject to prior sale, price change, or withdrawal without notice.



The disclosures contained in research documents produced by Altus Aviation shall be governed by and construed in accordance with U.S. law. Altus Aviation specifically prohibits the redistribution of this document in whole or in part without the written permission of Altus Aviation and therefore Altus Aviation accepts no liability whatsoever for the actions of third parties in this respect. Images may depict objects or elements that are protected by third party copyright, trademarks and other intellectual property rights. © Altus Aviation 2016. All rights reserved.