



# GULFSTREAM G550 MARKET OVERVIEW

## SEPTEMBER 2018



## GULFSTREAM G550 MARKET OVERVIEW

### SEPTEMBER 2018

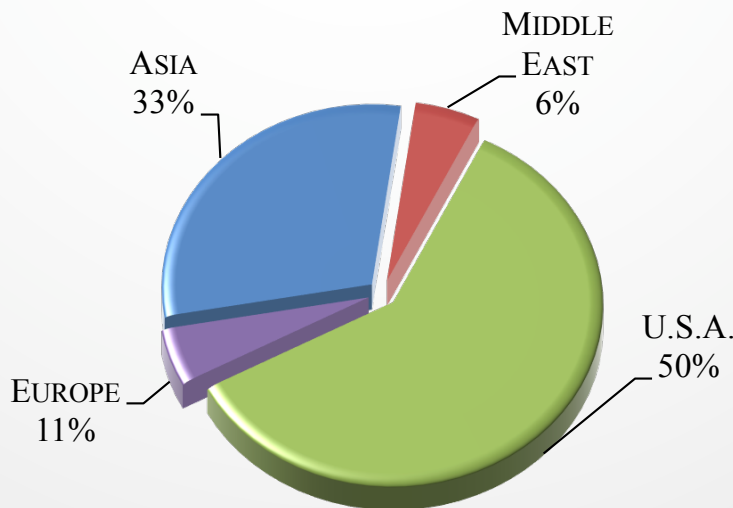
Currently, there are 18 G550s for sale of 554 aircraft, representing 3% of the active fleet.

### CURRENT GULFSTREAM G550 MARKET SUMMARY

AIRCRAFT SUMMARY	LOW	HIGH	AVERAGE
ASKING PRICE	\$21,995,000	\$32,995,000	\$26,082,000
AIRFRAME TOTAL TIME	850	5,327	2,696
MANUFACTURE YEAR	2005	2015	2011
DAYS ON MARKET	14	626	173

*FIGURES BASED ON ASKING PRICES, NOT SALES PRICES. BASED ON 18 AIRCRAFT PRICES AND 18 AIRCRAFT FOR SALE*

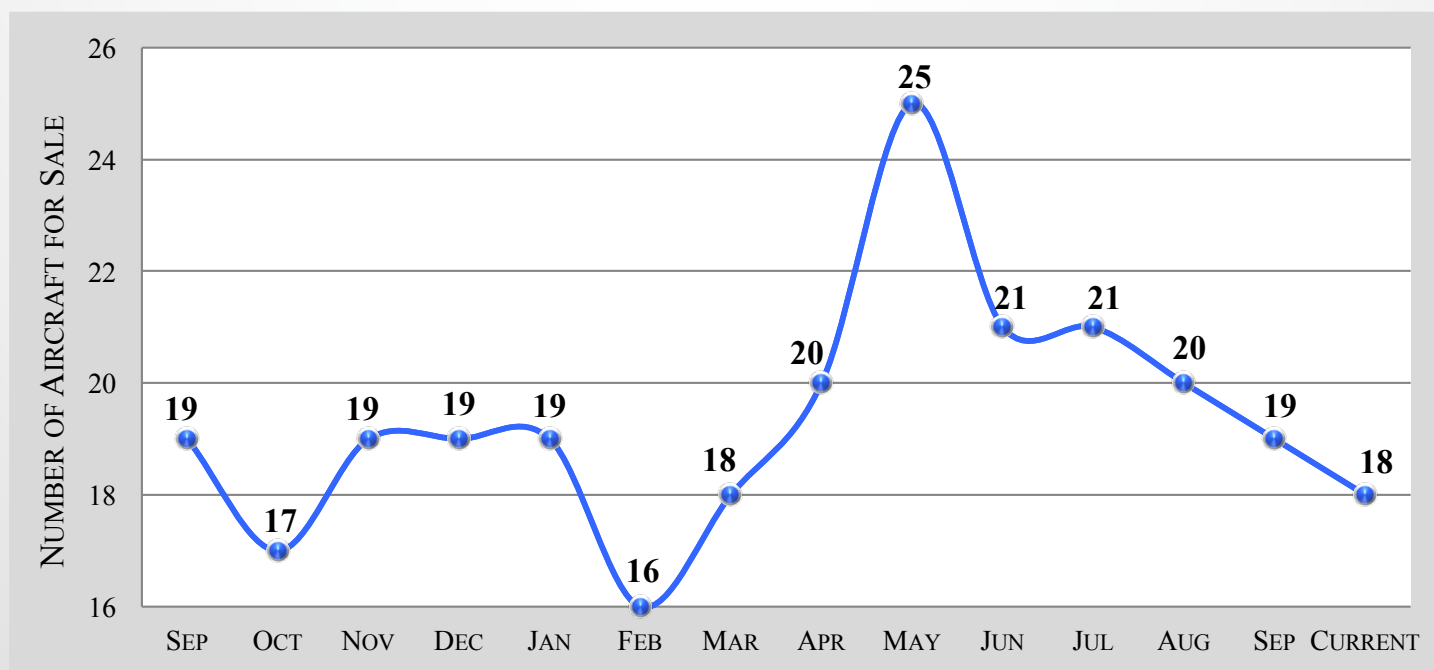
### CURRENT GULFSTREAM G550 MARKET BY SELLER LOCATION



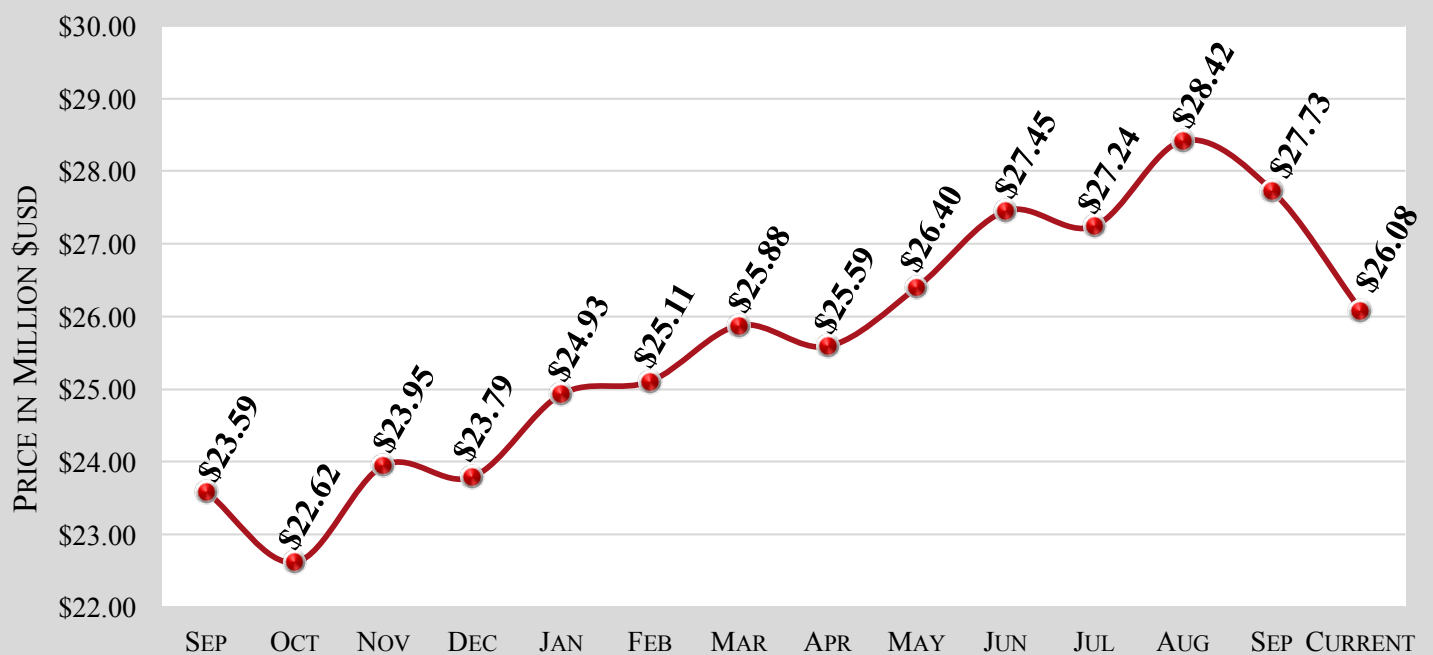
## GULFSTREAM G550 – 6 MONTH MARKET HISTORY

MONTH	MAY	JUNE	JULY	AUG	SEP	CURRENT	AVERAGE
AVERAGE ASK PRICE	\$26.4M	\$27.5M	\$27.2M	\$28.4M	\$27.7M	\$26.1M	\$27.2M
NUMBER FOR SALE	25	21	21	20	19	18	21
ACTIVE FLEET	558	558	558	558	557	554	557
PERCENTAGE FOR SALE	4%	4%	4%	4%	4%	3%	4%
AVERAGE YEAR	2011	2011	2011	2012	2011	2011	2011
AVERAGE DAYS ON MARKET	157	251	236	207	225	173	208
AVERAGE AIRFRAME TIME	3,044	2,635	2,435	2,349	2,576	2,696	2,623
TRANSACTIONS	1	3	1	0	5	TBD	10 TOTAL

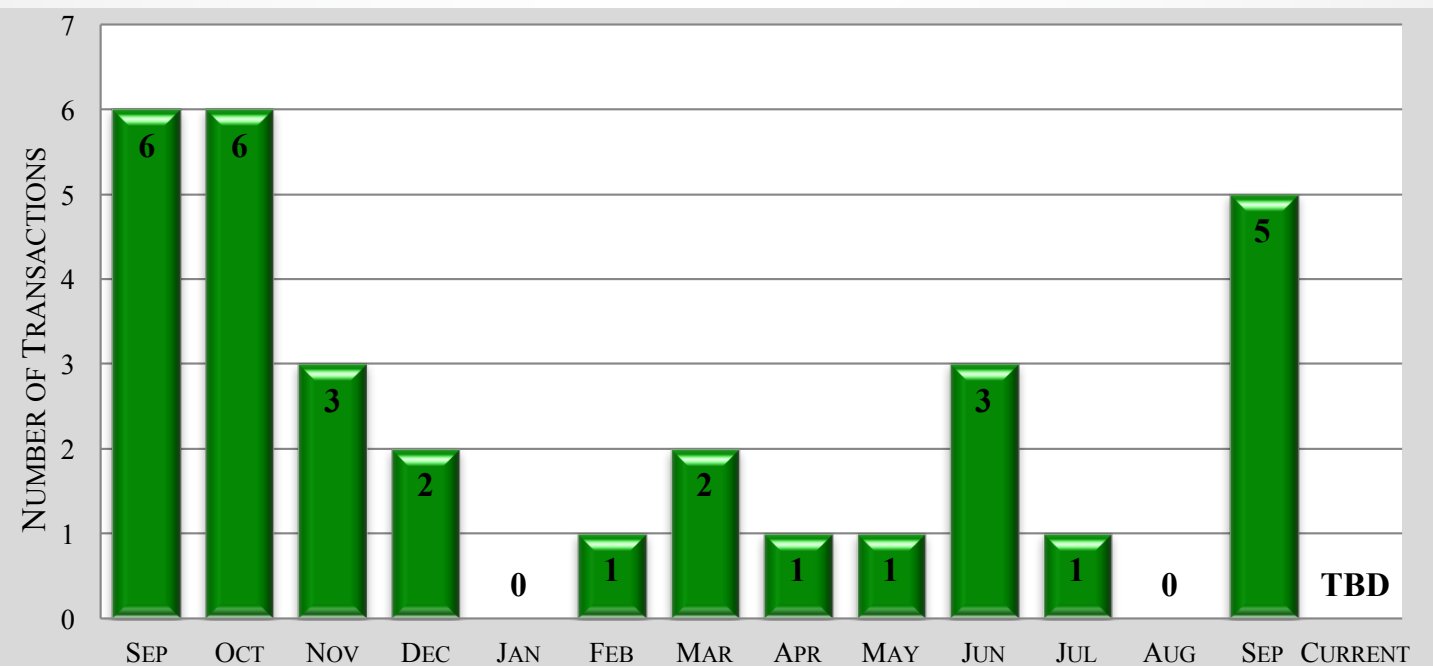
## GULFSTREAM G550 – 12 MONTH FOR SALE INVENTORY HISTORY



## GULFSTREAM G550 – 12 MONTH ASKING PRICE TREND



## GULFSTREAM G550 – 12 MONTH TRANSACTION HISTORY





### GULFSTREAM G550 – AIRCRAFT BLUE BOOK VALUATIONS

YEAR	AVERAGE RETAIL	AVERAGE WHOLESALE	TREND
2003	\$13,000,000	\$11,538,000	NO CHANGE
2004	\$14,000,000	\$12,426,000	NO CHANGE
2005	\$15,000,000	\$13,313,000	NO CHANGE
2006	\$16,000,000	\$14,201,000	NO CHANGE
2007	\$17,000,000	\$15,088,000	NO CHANGE
2008	\$19,000,000	\$16,863,000	NO CHANGE
2009	\$21,000,000	\$18,639,000	NO CHANGE
2010	\$23,000,000	\$20,414,000	NO CHANGE
2011	\$25,000,000	\$22,189,000	NO CHANGE
2012	\$27,000,000	\$23,964,000	NO CHANGE
2013	\$29,000,000	\$25,739,000	-\$888,000
2014	\$31,000,000	\$27,514,000	-\$888,000
2015	\$34,000,000	\$30,177,000	-\$887,000
2016	\$37,000,000	\$32,839,000	-\$888,000
2017	\$45,000,000	\$39,940,000	-\$3,550,000
2018	\$61,500,000	\$54,584,000	NO CHANGE

*The above data is valid from September through November*

### GULFSTREAM G550 – VREF VALUATIONS

YEAR	AVERAGE RETAIL	AVERAGE WHOLESALE	TREND
2003	\$14,500,000	\$12,847,000	-\$400,000
2004	\$15,000,000	\$13,290,000	-\$200,000
2005	\$15,500,000	\$13,733,000	NO CHANGE
2006	\$16,000,000	\$14,624,000	-\$500,000
2007	\$17,500,000	\$15,505,000	NO CHANGE
2008	\$18,500,000	\$16,428,000	NO CHANGE
2009	\$21,000,000	\$18,648,000	NO CHANGE
2010	\$23,500,000	\$20,915,000	NO CHANGE
2011	\$25,000,000	\$22,250,000	NO CHANGE
2012	\$27,000,000	\$24,030,000	NO CHANGE
2013	\$29,600,000	\$26,344,000	NO CHANGE
2014	\$32,000,000	\$28,480,000	NO CHANGE
2015	\$35,000,000	\$31,150,000	NO CHANGE
2016	\$37,000,000	\$33,300,000	-\$2,000,000
2017	\$42,000,000	\$37,800,000	-\$2,000,000
2018	\$61,500,000	\$55,473,000	NO CHANGE

*The above data is valid from September through November*

## GULFSTREAM G550 MARKET DETAILS AS OF SEPTEMBER 2018 ARRANGED BY YEAR

YEAR	DAYS ON MARKET	ASK PRICE	AIRFRAME TOTAL TIME	LOCATION
2005	61	\$21,995,000	5,327	U.S.A.
2007	357	\$22,000,000	5,312	U.S.A.
2008	14	\$24,950,000	3,680	U.S.A.
2009	42	\$23,900,000	2,400	Middle East
2009	28	\$22,500,000	4,344	U.S.A.
2009	24	\$22,950,000	3,921	U.S.A.
2009	17	\$22,995,000	2,604	Europe
2010	191	\$23,000,000	2,257	Asia
2010	626	\$25,950,000	1,540	Asia
2011	455	\$26,000,000	2,060	Asia
2011	258	\$25,950,000	3,094	U.S.A.
2012	69	\$27,950,000	3,658	U.S.A.
2012	195	\$30,750,000	858	Asia
2013	213	\$27,750,000	2,100	U.S.A.
2013	152	\$28,950,000	2,668	Europe
2013	91	\$28,900,000	933	Asia
2015	84	\$29,995,000	930	Asia
2015	234	\$32,995,000	850	U.S.A.

### GULFSTREAM G550 MARKET DETAILS AS OF SEPTEMBER 2018 ARRANGED BY DAYS ON MARKET

YEAR	DAYS ON MARKET	ASK PRICE	AIRFRAME TOTAL TIME	LOCATION
2008	14	\$24,950,000	3,680	U.S.A.
2009	17	\$22,995,000	2,604	Europe
2009	24	\$22,950,000	3,921	U.S.A.
2009	28	\$22,500,000	4,344	U.S.A.
2009	42	\$23,900,000	2,400	Middle East
2005	61	\$21,995,000	5,327	U.S.A.
2012	69	\$27,950,000	3,658	U.S.A.
2015	84	\$29,995,000	930	Asia
2013	91	\$28,900,000	933	Asia
2013	152	\$28,950,000	2,668	Europe
2010	191	\$23,000,000	2,257	Asia
2012	195	\$30,750,000	858	Asia
2013	213	\$27,750,000	2,100	U.S.A.
2015	234	\$32,995,000	850	U.S.A.
2011	258	\$25,950,000	3,094	U.S.A.
2007	357	\$22,000,000	5,312	U.S.A.
2011	455	\$26,000,000	2,060	Asia
2010	626	\$25,950,000	1,540	Asia



### GULFSTREAM G550 MARKET DETAILS AS OF SEPTEMBER 2018

#### ARRANGED BY ASKING PRICE

YEAR	DAYS ON MARKET	ASK PRICE	AIRFRAME TOTAL TIME	LOCATION
2005	61	\$21,995,000	5,327	U.S.A.
2007	357	\$22,000,000	5,312	U.S.A.
2009	28	\$22,500,000	4,344	U.S.A.
2009	24	\$22,950,000	3,921	U.S.A.
2009	17	\$22,995,000	2,604	Europe
2010	191	\$23,000,000	2,257	Asia
2009	42	\$23,900,000	2,400	Middle East
2008	14	\$24,950,000	3,680	U.S.A.
2011	258	\$25,950,000	3,094	U.S.A.
2010	626	\$25,950,000	1,540	Asia
2011	455	\$26,000,000	2,060	Asia
2013	213	\$27,750,000	2,100	U.S.A.
2012	69	\$27,950,000	3,658	U.S.A.
2013	91	\$28,900,000	933	Asia
2013	152	\$28,950,000	2,668	Europe
2015	84	\$29,995,000	930	Asia
2012	195	\$30,750,000	858	Asia
2015	234	\$32,995,000	850	U.S.A.

### GULFSTREAM G550 MARKET DETAILS AS OF SEPTEMBER 2018 ARRANGED BY TOTAL TIME ON AIRFRAME

YEAR	DAYS ON MARKET	ASK PRICE	AIRFRAME TOTAL TIME	LOCATION
2015	234	\$32,995,000	850	U.S.A.
2012	195	\$30,750,000	858	Asia
2015	84	\$29,995,000	930	Asia
2013	91	\$28,900,000	933	Asia
2010	626	\$25,950,000	1,540	Asia
2011	455	\$26,000,000	2,060	Asia
2013	213	\$27,750,000	2,100	U.S.A.
2010	191	\$23,000,000	2,257	Asia
2009	42	\$23,900,000	2,400	Middle East
2009	17	\$22,995,000	2,604	Europe
2013	152	\$28,950,000	2,668	Europe
2011	258	\$25,950,000	3,094	U.S.A.
2012	69	\$27,950,000	3,658	U.S.A.
2008	14	\$24,950,000	3,680	U.S.A.
2009	24	\$22,950,000	3,921	U.S.A.
2009	28	\$22,500,000	4,344	U.S.A.
2007	357	\$22,000,000	5,312	U.S.A.
2005	61	\$21,995,000	5,327	U.S.A.

### GULFSTREAM G550 MARKET DETAILS AS OF SEPTEMBER 2018 ARRANGED BY LOCATION

YEAR	DAYS ON MARKET	ASK PRICE	AIRFRAME TOTAL TIME	LOCATION
2012	195	\$30,750,000	858	Asia
2015	84	\$29,995,000	930	Asia
2013	91	\$28,900,000	933	Asia
2010	626	\$25,950,000	1,540	Asia
2011	455	\$26,000,000	2,060	Asia
2010	191	\$23,000,000	2,257	Asia
2009	17	\$22,995,000	2,604	Europe
2013	152	\$28,950,000	2,668	Europe
2009	42	\$23,900,000	2,400	Middle East
2015	234	\$32,995,000	850	U.S.A.
2013	213	\$27,750,000	2,100	U.S.A.
2011	258	\$25,950,000	3,094	U.S.A.
2012	69	\$27,950,000	3,658	U.S.A.
2008	14	\$24,950,000	3,680	U.S.A.
2009	24	\$22,950,000	3,921	U.S.A.
2009	28	\$22,500,000	4,344	U.S.A.
2007	357	\$22,000,000	5,312	U.S.A.
2005	61	\$21,995,000	5,327	U.S.A.

### GULFSTREAM G550 MARKET DETAILS AS OF SEPTEMBER 2018

#### RECENT CHANGES TO FOR-SALE INVENTORY

YEAR	DAYS ON MARKET	ASK PRICE	AIRFRAME TOTAL TIME	LOCATION	STATUS
2006	193	\$21,000,000	4,653	U.S.A.	Withdrawn 2018-10
2008	77	\$23,000,000	2,370	U.S.A.	Sold 2018-09
2010	404	\$22,750,000	4,193	U.S.A.	Sold 2018-10
2010	504	\$21,500,000	3,183	U.S.A.	Sold 2018-10
2011	140	\$29,600,000	1,031	S. America	Sold 2018-10
2012	48	\$25,595,000	2,637	U.S.A.	Sold 2018-09
2013	275	\$31,995,000	1,850	U.S.A.	Sold 2018-09
2013	620	\$33,750,000	1,761	Middle East	Withdrawn 2018-09
2015	107	\$36,500,000	1,330	U.S.A.	Sold 2018-09
2017	123	\$37,250,000	1,367	U.S.A.	Sold 2018-09

#### Disclaimer

Market changes are based on responses from sellers and agents. These changes have been reported, but not yet confirmed. Altus Aviation offers the details of these aircraft in good faith but cannot guarantee or warrant the accuracy of this information nor warrant the condition of the aircraft. A buyer should instruct his agents, or his surveyors, to investigate such details as the buyer desires validated. These aircraft are offered subject to prior sale, price change, or withdrawal without notice.



The disclosures contained in research documents produced by Altus Aviation shall be governed by and construed in accordance with U.S. law. Altus Aviation specifically prohibits the redistribution of this document in whole or in part without the written permission of Altus Aviation and therefore Altus Aviation accepts no liability whatsoever for the actions of third parties in this respect. Images may depict objects or elements that are protected by third party copyright, trademarks and other intellectual property rights. © Altus Aviation 2016. All rights reserved.