



GULFSTREAM G550 MARKET OVERVIEW

JULY 2018



GULFSTREAM G550 MARKET OVERVIEW JULY 2018

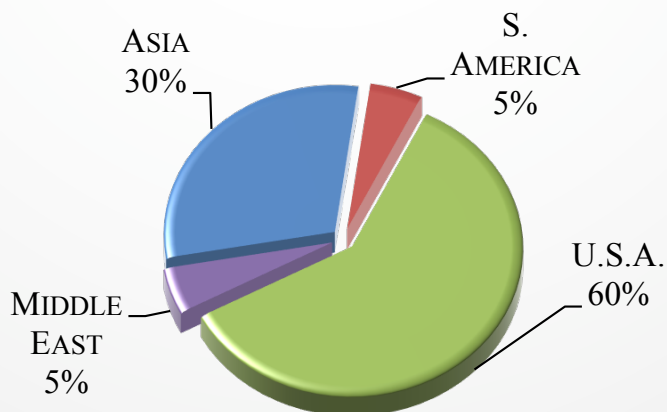
Currently, there are 20 G550s for sale of 558 aircraft, representing 4% of the active fleet.

CURRENT GULFSTREAM G550 MARKET SUMMARY

AIRCRAFT SUMMARY	LOW	HIGH	AVERAGE
ASKING PRICE	\$21,000,000	\$37,250,000	\$28,419,000
AIRFRAME TOTAL TIME	792	5,312	2,349
MANUFACTURE YEAR	2006	2017	2012
DAYS ON MARKET	2	587	207

FIGURES BASED ON ASKING PRICES, NOT SALES PRICES. BASED ON 20 AIRCRAFT PRICES AND 20 AIRCRAFT FOR SALE

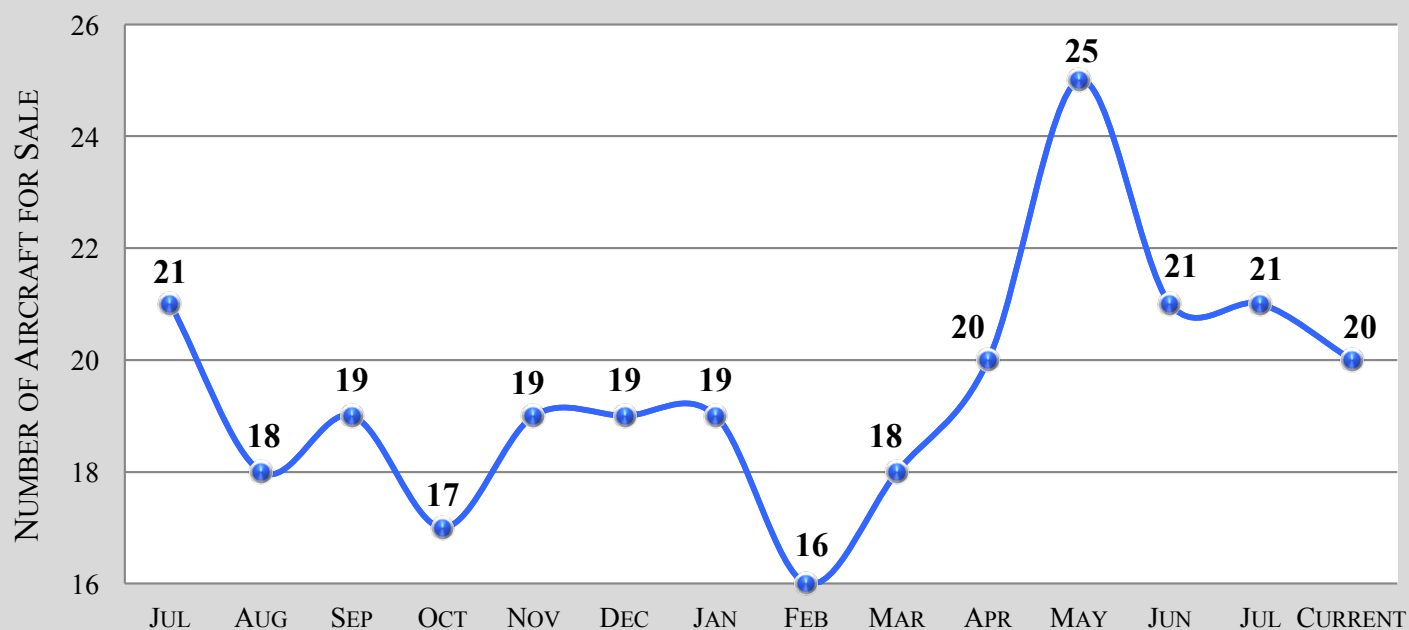
CURRENT GULFSTREAM G550 MARKET BY SELLER LOCATION



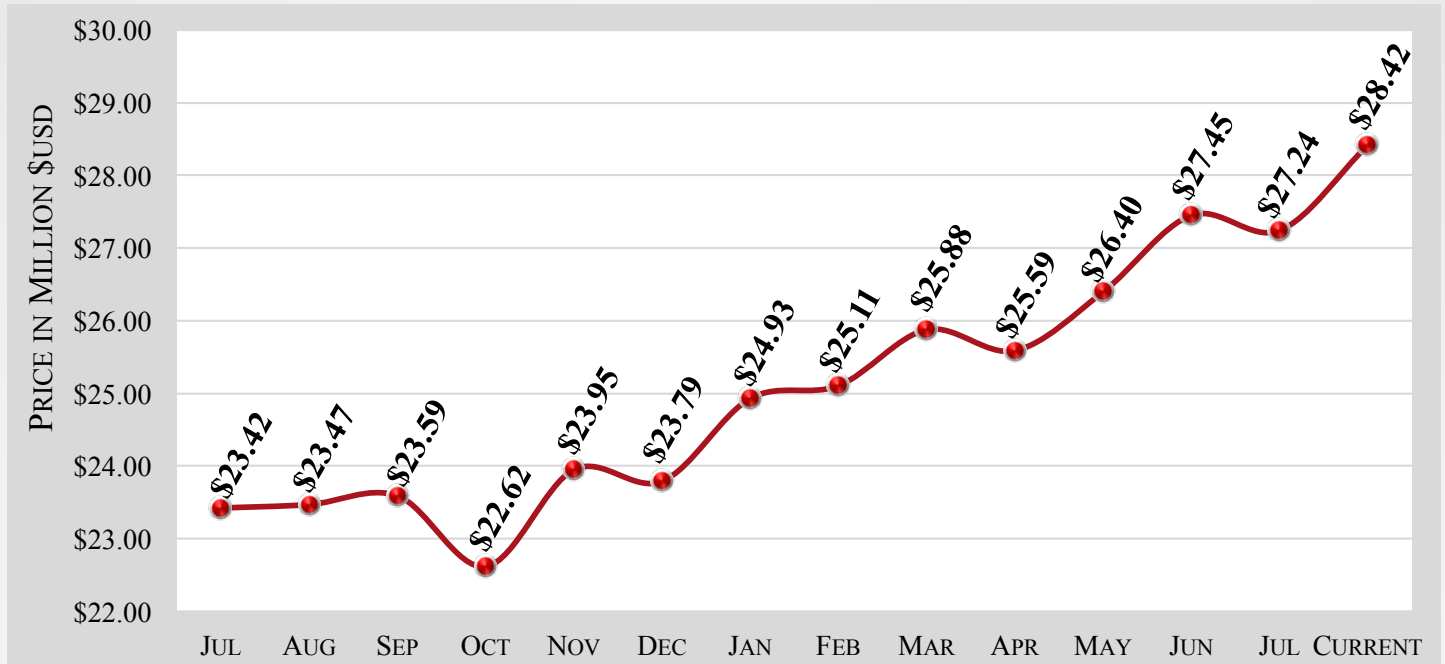
GULFSTREAM G550 – 6 MONTH MARKET HISTORY

MONTH	MAR	APR	MAY	JUNE	JULY	CURRENT	AVERAGE
AVERAGE ASK PRICE	\$25.9M	\$25.6M	\$26.4M	\$27.5M	\$27.2M	\$28.4M	\$26.8M
NUMBER FOR SALE	18	20	25	21	21	20	21
ACTIVE FLEET	558	558	558	558	558	558	558
PERCENTAGE FOR SALE	3%	4%	4%	4%	4%	4%	4%
AVERAGE YEAR	2010	2010	2011	2011	2011	2012	2011
AVERAGE DAYS ON MARKET	182	186	157	251	236	207	203
AVERAGE AIRFRAME TIME	3,326	3,373	3,044	2,635	2,435	2,349	2,860
TRANSACTIONS	2	1	1	3	1	TBD	8 TOTAL

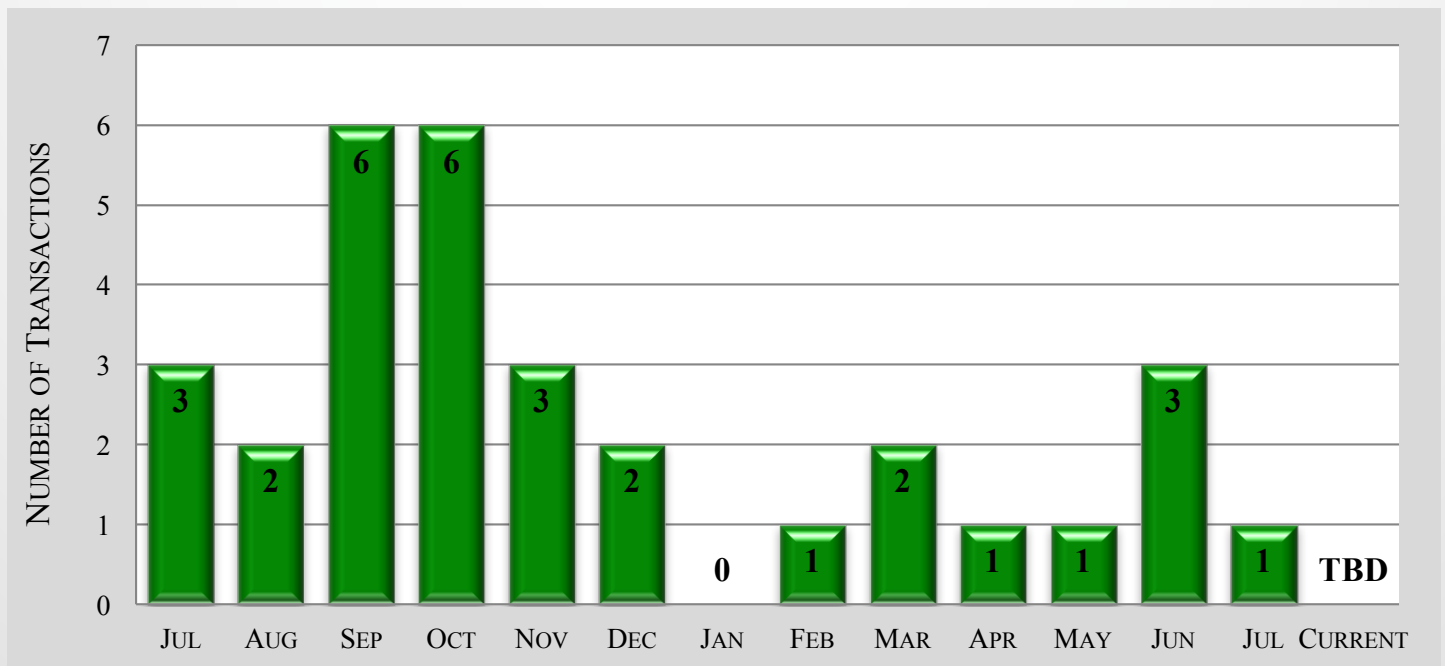
GULFSTREAM G550 – 12 MONTH FOR SALE INVENTORY HISTORY



GULFSTREAM G550 – 12 MONTH ASKING PRICE TREND



GULFSTREAM G550 – 12 MONTH TRANSACTION HISTORY



GULFSTREAM G550 – AIRCRAFT BLUE BOOK VALUATIONS

YEAR	AVERAGE RETAIL	AVERAGE WHOLESALE	TREND
2003	\$13,000,000	\$11,538,000	NO CHANGE
2004	\$14,000,000	\$12,426,000	NO CHANGE
2005	\$15,000,000	\$13,313,000	NO CHANGE
2006	\$16,000,000	\$14,201,000	NO CHANGE
2007	\$17,000,000	\$15,088,000	NO CHANGE
2008	\$19,000,000	\$16,863,000	NO CHANGE
2009	\$21,000,000	\$18,639,000	NO CHANGE
2010	\$23,000,000	\$20,414,000	NO CHANGE
2011	\$25,000,000	\$22,189,000	NO CHANGE
2012	\$27,000,000	\$23,964,000	NO CHANGE
2013	\$30,000,000	\$26,627,000	NO CHANGE
2014	\$32,000,000	\$28,402,000	NO CHANGE
2015	\$35,000,000	\$31,064,000	NO CHANGE
2016	\$38,000,000	\$33,727,000	NO CHANGE
2017	\$49,000,000	\$43,490,000	NO CHANGE
2018	\$61,500,000	\$54,584,000	NO CHANGE

The above data is valid from July through August

GULFSTREAM G550 – VREF VALUATIONS

YEAR	AVERAGE RETAIL	AVERAGE WHOLESALE	TREND
2003	\$14,900,000	\$13,201,400	-\$600,000
2004	\$15,200,000	\$13,467,200	-\$500,000
2005	\$15,500,000	\$13,733,000	-\$500,000
2006	\$16,500,000	\$15,081,000	NO CHANGE
2007	\$17,500,000	\$15,505,000	NO CHANGE
2008	\$18,500,000	\$16,428,000	NO CHANGE
2009	\$21,000,000	\$18,648,000	NO CHANGE
2010	\$23,500,000	\$20,915,000	NO CHANGE
2011	\$25,000,000	\$22,250,000	NO CHANGE
2012	\$27,000,000	\$24,030,000	NO CHANGE
2013	\$29,600,000	\$26,344,000	+\$600,000
2014	\$32,000,000	\$28,480,000	NO CHANGE
2015	\$35,000,000	\$31,150,000	+\$1,000,000
2016	\$39,000,000	\$35,100,000	-\$1,000,000
2017	\$44,000,000	\$39,600,000	-\$5,000,000
2018	\$61,500,000	\$55,473,000	NO CHANGE

The above data is valid from July through August

GULFSTREAM G550 MARKET DETAILS AS OF JULY 2018

ARRANGED BY YEAR

YEAR	DAYS ON MARKET	ASK PRICE	AIRFRAME TOTAL TIME	LOCATION
2006	160	\$21,000,000	4,653	U.S.A.
2007	275	\$23,000,000	5,312	U.S.A.
2008	44	\$23,000,000	2,370	U.S.A.
2009	32	\$22,950,000	3,845	U.S.A.
2010	371	\$22,750,000	4,193	U.S.A.
2010	471	\$21,500,000	3,183	U.S.A.
2010	544	\$28,950,000	1,540	Asia
2011	109	\$23,000,000	2,243	Asia
2011	373	\$26,950,000	2,060	Asia
2011	107	\$29,600,000	1,031	S. America
2011	176	\$26,950,000	2,999	U.S.A.
2012	15	\$25,595,000	2,637	U.S.A.
2012	113	\$30,750,000	858	Asia
2013	275	\$31,995,000	1,850	U.S.A.
2013	131	\$29,900,000	2,100	Asia
2013	587	\$33,750,000	1,761	Middle East
2015	107	\$36,500,000	1,330	U.S.A.
2015	2	\$36,995,000	792	Asia
2017	90	\$37,250,000	1,367	U.S.A.
2017	152	\$36,000,000	850	U.S.A.

GULFSTREAM G550 MARKET DETAILS AS OF JULY 2018 ARRANGED BY DAYS ON MARKET

YEAR	DAYS ON MARKET	ASK PRICE	AIRFRAME TOTAL TIME	LOCATION
2015	2	\$36,995,000	792	Asia
2012	15	\$25,595,000	2,637	U.S.A.
2009	32	\$22,950,000	3,845	U.S.A.
2008	44	\$23,000,000	2,370	U.S.A.
2017	90	\$37,250,000	1,367	U.S.A.
2011	107	\$29,600,000	1,031	S. America
2015	107	\$36,500,000	1,330	U.S.A.
2011	109	\$23,000,000	2,243	Asia
2012	113	\$30,750,000	858	Asia
2013	131	\$29,900,000	2,100	Asia
2017	152	\$36,000,000	850	U.S.A.
2006	160	\$21,000,000	4,653	U.S.A.
2011	176	\$26,950,000	2,999	U.S.A.
2007	275	\$23,000,000	5,312	U.S.A.
2013	275	\$31,995,000	1,850	U.S.A.
2010	371	\$22,750,000	4,193	U.S.A.
2011	373	\$26,950,000	2,060	Asia
2010	471	\$21,500,000	3,183	U.S.A.
2010	544	\$28,950,000	1,540	Asia
2013	587	\$33,750,000	1,761	Middle East

GULFSTREAM G550 MARKET DETAILS AS OF JULY 2018
ARRANGED BY ASKING PRICE

YEAR	DAYS ON MARKET	ASK PRICE	AIRFRAME TOTAL TIME	LOCATION
2006	160	\$21,000,000	4,653	U.S.A.
2010	471	\$21,500,000	3,183	U.S.A.
2010	371	\$22,750,000	4,193	U.S.A.
2009	32	\$22,950,000	3,845	U.S.A.
2008	44	\$23,000,000	2,370	U.S.A.
2011	109	\$23,000,000	2,243	Asia
2007	275	\$23,000,000	5,312	U.S.A.
2012	15	\$25,595,000	2,637	U.S.A.
2011	176	\$26,950,000	2,999	U.S.A.
2011	373	\$26,950,000	2,060	Asia
2010	544	\$28,950,000	1,540	Asia
2011	107	\$29,600,000	1,031	S. America
2013	131	\$29,900,000	2,100	Asia
2012	113	\$30,750,000	858	Asia
2013	275	\$31,995,000	1,850	U.S.A.
2013	587	\$33,750,000	1,761	Middle East
2017	152	\$36,000,000	850	U.S.A.
2015	107	\$36,500,000	1,330	U.S.A.
2015	2	\$36,995,000	792	Asia
2017	90	\$37,250,000	1,367	U.S.A.

GULFSTREAM G550 MARKET DETAILS AS OF JULY 2018

ARRANGED BY TOTAL TIME ON AIRFRAME

YEAR	DAYS ON MARKET	ASK PRICE	AIRFRAME TOTAL TIME	LOCATION
2015	2	\$36,995,000	792	Asia
2017	152	\$36,000,000	850	U.S.A.
2012	113	\$30,750,000	858	Asia
2011	107	\$29,600,000	1,031	S. America
2015	107	\$36,500,000	1,330	U.S.A.
2017	90	\$37,250,000	1,367	U.S.A.
2010	544	\$28,950,000	1,540	Asia
2013	587	\$33,750,000	1,761	Middle East
2013	275	\$31,995,000	1,850	U.S.A.
2011	373	\$26,950,000	2,060	Asia
2013	131	\$29,900,000	2,100	Asia
2011	109	\$23,000,000	2,243	Asia
2008	44	\$23,000,000	2,370	U.S.A.
2012	15	\$25,595,000	2,637	U.S.A.
2011	176	\$26,950,000	2,999	U.S.A.
2010	471	\$21,500,000	3,183	U.S.A.
2009	32	\$22,950,000	3,845	U.S.A.
2010	371	\$22,750,000	4,193	U.S.A.
2006	160	\$21,000,000	4,653	U.S.A.
2007	275	\$23,000,000	5,312	U.S.A.

GULFSTREAM G550 MARKET DETAILS AS OF JULY 2018

ARRANGED BY LOCATION

YEAR	DAYS ON MARKET	ASK PRICE	AIRFRAME TOTAL TIME	LOCATION
2015	2	\$36,995,000	792	Asia
2012	113	\$30,750,000	858	Asia
2010	544	\$28,950,000	1,540	Asia
2011	373	\$26,950,000	2,060	Asia
2013	131	\$29,900,000	2,100	Asia
2011	109	\$23,000,000	2,243	Asia
2013	587	\$33,750,000	1,761	Middle East
2011	107	\$29,600,000	1,031	S. America
2017	152	\$36,000,000	850	U.S.A.
2015	107	\$36,500,000	1,330	U.S.A.
2017	90	\$37,250,000	1,367	U.S.A.
2013	275	\$31,995,000	1,850	U.S.A.
2008	44	\$23,000,000	2,370	U.S.A.
2012	15	\$25,595,000	2,637	U.S.A.
2011	176	\$26,950,000	2,999	U.S.A.
2010	471	\$21,500,000	3,183	U.S.A.
2009	32	\$22,950,000	3,845	U.S.A.
2010	371	\$22,750,000	4,193	U.S.A.
2006	160	\$21,000,000	4,653	U.S.A.
2007	275	\$23,000,000	5,312	U.S.A.

GULFSTREAM G550 MARKET DETAILS AS OF JULY 2018

RECENT CHANGES TO FOR-SALE INVENTORY

YEAR	DAYS ON MARKET	ASK PRICE	AIRFRAME TOTAL TIME	LOCATION	STATUS
2005	36	\$14,950,000	7,998	Europe	Withdrawn 2018-07
2004	48	\$15,500,000	3,827	Asia	Withdrawn 2018-08
2006	162	\$24,750,000	3,120	Asia	Deal Pending 2018-07
2009	91	\$16,995,000	5,660	U.S.A.	Sold 2018-07
2010	796	\$29,000,000	1,301	Asia	Withdrawn 2018-08
2011	420	\$27,500,000	1,985	S. America	Withdrawn 2018-07
2011	210	\$24,850,000	3,154	U.S.A.	Deal Pending 2018-07
2012	105	\$26,500,000	1,817	Asia	Not Available 2018-07
2012	54	n/a	2,640	U.S.A.	Deal Pending 2018-07
2016	28	n/a	1,287	U.S.A.	Deal Pending 2018-08

Disclaimer

Market changes are based on responses from sellers and agents. These changes have been reported, but not yet confirmed. Altus Aviation offers the details of these aircraft in good faith but cannot guarantee or warrant the accuracy of this information nor warrant the condition of the aircraft. A buyer should instruct his agents, or his surveyors, to investigate such details as the buyer desires validated. These aircraft are offered subject to prior sale, price change, or withdrawal without notice.



The disclosures contained in research documents produced by Altus Aviation shall be governed by and construed in accordance with U.S. law. Altus Aviation specifically prohibits the redistribution of this document in whole or in part without the written permission of Altus Aviation and therefore Altus Aviation accepts no liability whatsoever for the actions of third parties in this respect. Images may depict objects or elements that are protected by third party copyright, trademarks and other intellectual property rights. © Altus Aviation 2016. All rights reserved.