



GULFSTREAM G550 MARKET OVERVIEW

JUNE 2018



GULFSTREAM G550 MARKET OVERVIEW JUNE 2018

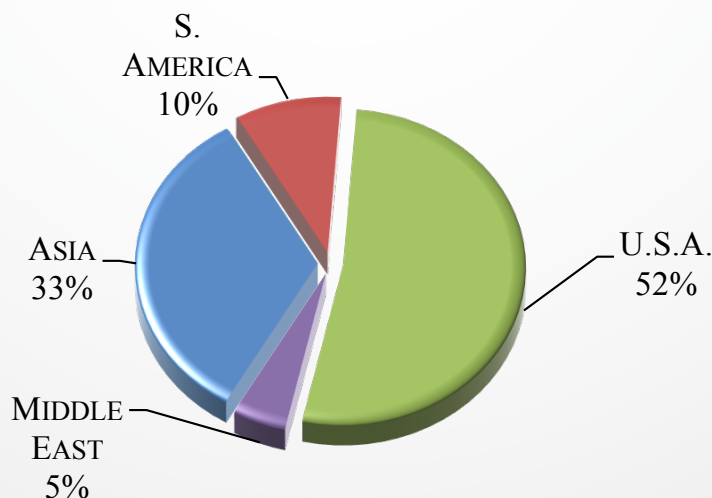
Currently, there are 21 G550s for sale of 558 aircraft, representing 4% of the active fleet.

CURRENT GULFSTREAM G550 MARKET SUMMARY

AIRCRAFT SUMMARY	LOW	HIGH	AVERAGE
ASKING PRICE	\$15,500,000	\$37,250,000	\$27,242,000
AIRFRAME TOTAL TIME	850	5,660	2,435
MANUFACTURE YEAR	2004	2017	2011
DAYS ON MARKET	15	796	236

FIGURES BASED ON ASKING PRICES, NOT SALES PRICES. BASED ON 21 AIRCRAFT PRICES AND 21 AIRCRAFT FOR SALE

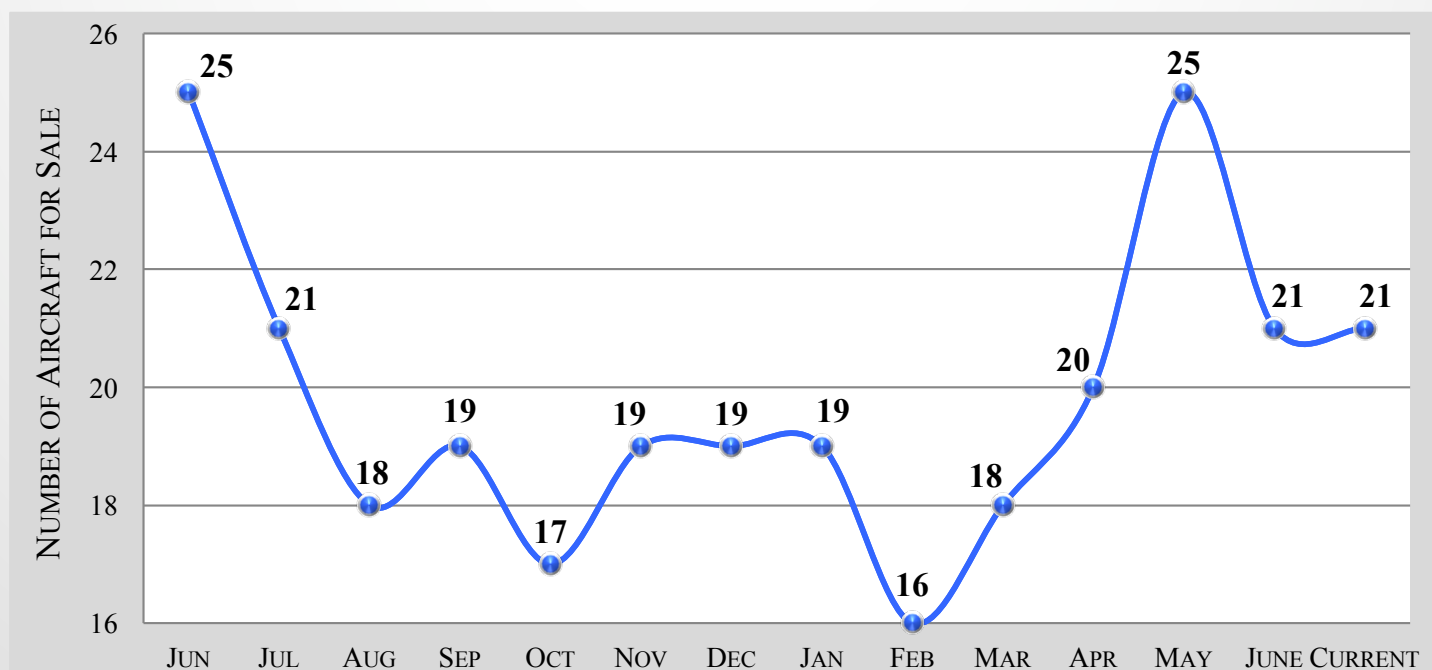
CURRENT GULFSTREAM G550 MARKET BY SELLER LOCATION



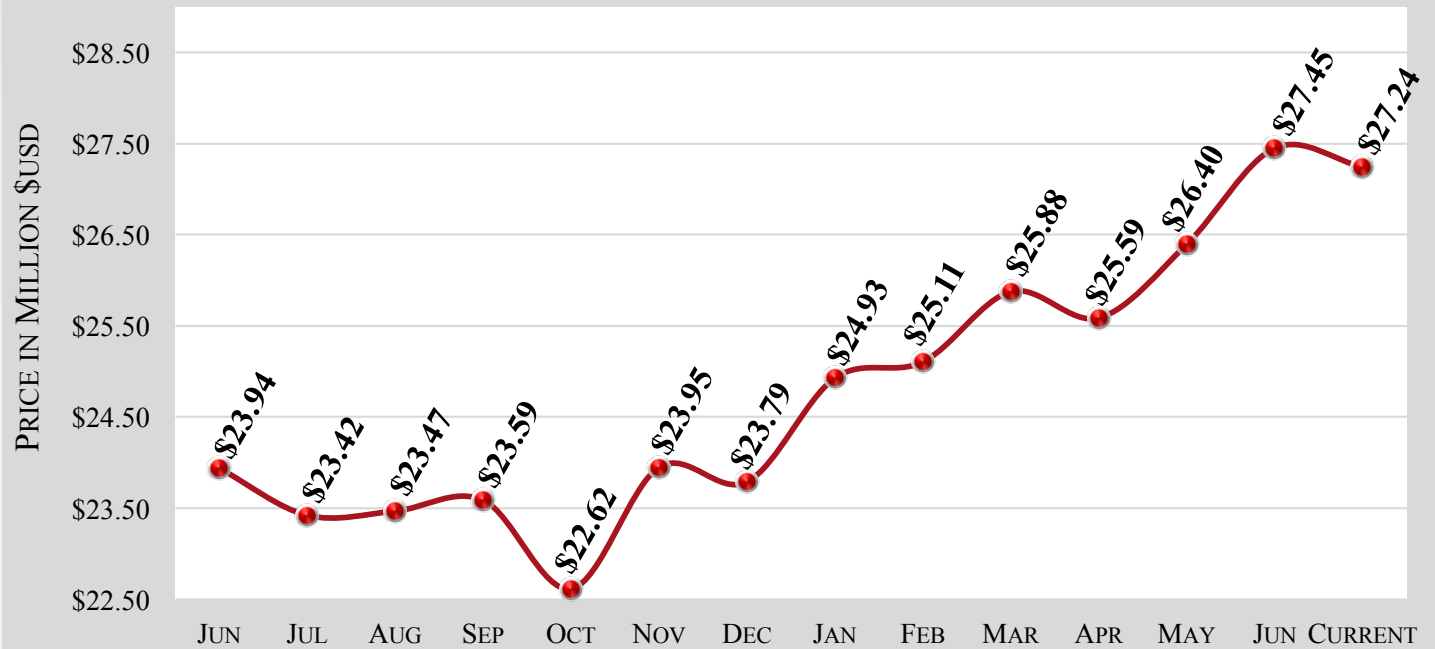
GULFSTREAM G550 – 6 MONTH MARKET HISTORY

MONTH	FEB	MAR	APR	MAY	JUNE	CURRENT	AVERAGE
AVERAGE ASK PRICE	\$25.1M	\$25.9M	\$25.6M	\$26.4M	\$27.5M	\$27.2M	\$26.3M
NUMBER FOR SALE	16	18	20	25	21	21	20
ACTIVE FLEET	558	558	558	558	558	558	558
PERCENTAGE FOR SALE	3%	3%	4%	4%	4%	4%	4%
AVERAGE YEAR	2010	2010	2010	2011	2011	2011	2011
AVERAGE DAYS ON MARKET	225	182	186	157	251	236	206
AVERAGE AIRFRAME TIME	3,196	3,326	3,373	3,044	2,635	2,435	3,002
TRANSACTIONS	1	2	1	1	3	TBD	8 TOTAL

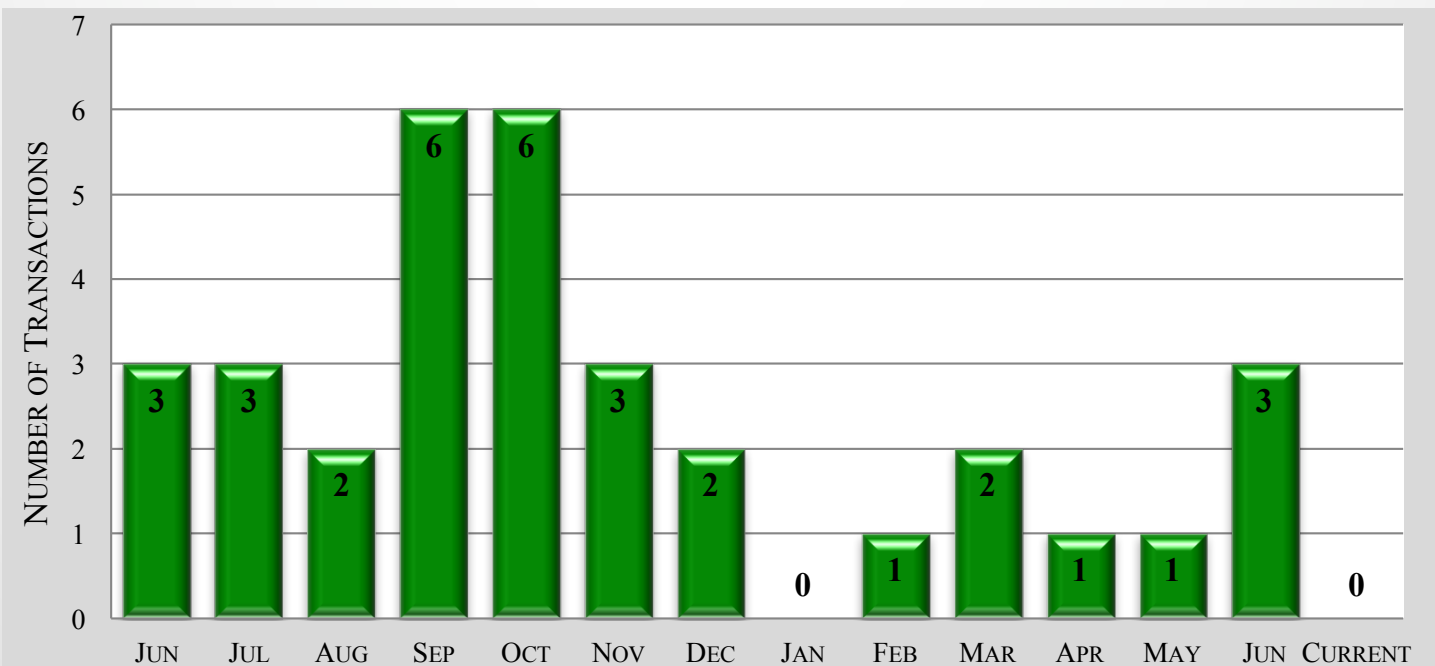
GULFSTREAM G550 – 12 MONTH FOR SALE INVENTORY HISTORY



GULFSTREAM G550 – 12 MONTH ASKING PRICE TREND



GULFSTREAM G550 – 12 MONTH TRANSACTION HISTORY



GULFSTREAM G550 – AIRCRAFT BLUE BOOK VALUATIONS

YEAR	AVERAGE RETAIL	AVERAGE WHOLESALE	TREND
2003	\$13,000,000	\$11,538,000	NO CHANGE
2004	\$14,000,000	\$12,426,000	NO CHANGE
2005	\$15,000,000	\$13,313,000	NO CHANGE
2006	\$16,000,000	\$14,201,000	NO CHANGE
2007	\$17,000,000	\$15,088,000	NO CHANGE
2008	\$19,000,000	\$16,863,000	NO CHANGE
2009	\$21,000,000	\$18,639,000	NO CHANGE
2010	\$23,000,000	\$20,414,000	NO CHANGE
2011	\$25,000,000	\$22,189,000	NO CHANGE
2012	\$27,000,000	\$23,964,000	NO CHANGE
2013	\$30,000,000	\$26,627,000	NO CHANGE
2014	\$32,000,000	\$28,402,000	NO CHANGE
2015	\$35,000,000	\$31,064,000	NO CHANGE
2016	\$38,000,000	\$33,727,000	NO CHANGE
2017	\$49,000,000	\$43,490,000	NO CHANGE
2018	\$61,500,000	\$54,584,000	NO CHANGE

The above data is valid from April through June

GULFSTREAM G550 – VREF VALUATIONS

YEAR	AVERAGE RETAIL	AVERAGE WHOLESALE	TREND
2003	\$14,900,000	\$13,201,400	-\$600,000
2004	\$15,200,000	\$13,467,200	-\$500,000
2005	\$15,500,000	\$13,733,000	-\$500,000
2006	\$16,500,000	\$15,081,000	NO CHANGE
2007	\$17,500,000	\$15,505,000	NO CHANGE
2008	\$18,500,000	\$16,428,000	NO CHANGE
2009	\$21,000,000	\$18,648,000	NO CHANGE
2010	\$23,500,000	\$20,915,000	NO CHANGE
2011	\$25,000,000	\$22,250,000	NO CHANGE
2012	\$27,000,000	\$24,030,000	NO CHANGE
2013	\$29,600,000	\$26,344,000	+\$600,000
2014	\$32,000,000	\$28,480,000	NO CHANGE
2015	\$35,000,000	\$31,150,000	+\$1,000,000
2016	\$39,000,000	\$35,100,000	-\$1,000,000
2017	\$44,000,000	\$39,600,000	-\$5,000,000
2018	\$61,500,000	\$55,473,000	NO CHANGE

The above data is valid from April through June

GULFSTREAM G550 MARKET DETAILS AS OF JUNE 2018

ARRANGED BY SERIAL NUMBER

YEAR	DAYS ON MARKET	ASK PRICE	AIRFRAME TOTAL TIME	LOCATION
2004	48	\$15,500,000	3,827	Asia
2006	131	\$21,000,000	4,653	U.S.A.
2007	246	\$23,000,000	5,312	U.S.A.
2008	15	\$23,000,000	2,370	U.S.A.
2009	91	\$16,995,000	5,660	U.S.A.
2010	342	\$22,750,000	4,193	U.S.A.
2010	442	\$21,750,000	3,183	U.S.A.
2010	796	\$29,000,000	1,301	Asia
2010	515	\$28,950,000	1,540	Asia
2011	420	\$27,500,000	1,985	S. America
2011	80	\$23,000,000	945	Asia
2011	344	\$26,950,000	2,060	Asia
2011	78	\$29,600,000	1,031	S. America
2011	147	\$26,950,000	2,999	U.S.A.
2012	84	\$30,750,000	858	Asia
2013	246	\$31,995,000	1,850	U.S.A.
2013	102	\$29,900,000	2,100	Asia
2013	558	\$33,750,000	1,761	Middle East
2015	78	\$36,500,000	1,330	U.S.A.
2017	61	\$37,250,000	1,330	U.S.A.
2017	123	\$36,000,000	850	U.S.A.

GULFSTREAM G550 MARKET DETAILS AS OF JUNE 2018
ARRANGED BY DAYS ON MARKET

YEAR	DAYS ON MARKET	ASK PRICE	AIRFRAME TOTAL TIME	LOCATION
2008	15	\$23,000,000	2,370	U.S.A.
2004	48	\$15,500,000	3,827	Asia
2017	61	\$37,250,000	1,330	U.S.A.
2011	78	\$29,600,000	1,031	S. America
2015	78	\$36,500,000	1,330	U.S.A.
2011	80	\$23,000,000	945	Asia
2012	84	\$30,750,000	858	Asia
2009	91	\$16,995,000	5,660	U.S.A.
2013	102	\$29,900,000	2,100	Asia
2017	123	\$36,000,000	850	U.S.A.
2006	131	\$21,000,000	4,653	U.S.A.
2011	147	\$26,950,000	2,999	U.S.A.
2007	246	\$23,000,000	5,312	U.S.A.
2013	246	\$31,995,000	1,850	U.S.A.
2010	342	\$22,750,000	4,193	U.S.A.
2011	344	\$26,950,000	2,060	Asia
2011	420	\$27,500,000	1,985	S. America
2010	442	\$21,750,000	3,183	U.S.A.
2010	515	\$28,950,000	1,540	Asia
2013	558	\$33,750,000	1,761	Middle East
2010	796	\$29,000,000	1,301	Asia

GULFSTREAM G550 MARKET DETAILS AS OF JUNE 2018

ARRANGED BY ASKING PRICE

YEAR	DAYS ON MARKET	ASK PRICE	AIRFRAME TOTAL TIME	LOCATION
2004	48	\$15,500,000	3,827	Asia
2009	91	\$16,995,000	5,660	U.S.A.
2006	131	\$21,000,000	4,653	U.S.A.
2010	442	\$21,750,000	3,183	U.S.A.
2010	342	\$22,750,000	4,193	U.S.A.
2011	80	\$23,000,000	945	Asia
2008	15	\$23,000,000	2,370	U.S.A.
2007	246	\$23,000,000	5,312	U.S.A.
2011	344	\$26,950,000	2,060	Asia
2011	147	\$26,950,000	2,999	U.S.A.
2011	420	\$27,500,000	1,985	S. America
2010	515	\$28,950,000	1,540	Asia
2010	796	\$29,000,000	1,301	Asia
2011	78	\$29,600,000	1,031	S. America
2013	102	\$29,900,000	2,100	Asia
2012	84	\$30,750,000	858	Asia
2013	246	\$31,995,000	1,850	U.S.A.
2013	558	\$33,750,000	1,761	Middle East
2017	123	\$36,000,000	850	U.S.A.
2015	78	\$36,500,000	1,330	U.S.A.
2017	61	\$37,250,000	1,330	U.S.A.

GULFSTREAM G550 MARKET DETAILS AS OF JUNE 2018

ARRANGED BY TOTAL TIME ON AIRFRAME

YEAR	DAYS ON MARKET	ASK PRICE	AIRFRAME TOTAL TIME	LOCATION
2017	123	\$36,000,000	850	U.S.A.
2012	84	\$30,750,000	858	Asia
2011	80	\$23,000,000	945	Asia
2011	78	\$29,600,000	1,031	S. America
2010	796	\$29,000,000	1,301	Asia
2015	78	\$36,500,000	1,330	U.S.A.
2017	61	\$37,250,000	1,330	U.S.A.
2010	515	\$28,950,000	1,540	Asia
2013	558	\$33,750,000	1,761	Middle East
2013	246	\$31,995,000	1,850	U.S.A.
2011	420	\$27,500,000	1,985	S. America
2011	344	\$26,950,000	2,060	Asia
2013	102	\$29,900,000	2,100	Asia
2008	15	\$23,000,000	2,370	U.S.A.
2011	147	\$26,950,000	2,999	U.S.A.
2010	442	\$21,750,000	3,183	U.S.A.
2004	48	\$15,500,000	3,827	Asia
2010	342	\$22,750,000	4,193	U.S.A.
2006	131	\$21,000,000	4,653	U.S.A.
2007	246	\$23,000,000	5,312	U.S.A.
2009	91	\$16,995,000	5,660	U.S.A.

GULFSTREAM G550 MARKET DETAILS AS OF JUNE 2018

ARRANGED BY LOCATION

YEAR	DAYS ON MARKET	ASK PRICE	AIRFRAME TOTAL TIME	LOCATION
2004	48	\$15,500,000	3,827	Asia
2010	796	\$29,000,000	1,301	Asia
2011	80	\$23,000,000	945	Asia
2010	515	\$28,950,000	1,540	Asia
2011	344	\$26,950,000	2,060	Asia
2012	84	\$30,750,000	858	Asia
2013	102	\$29,900,000	2,100	Asia
2013	558	\$33,750,000	1,761	Middle East
2011	420	\$27,500,000	1,985	S. America
2011	78	\$29,600,000	1,031	S. America
2006	131	\$21,000,000	4,653	U.S.A.
2007	246	\$23,000,000	5,312	U.S.A.
2008	15	\$23,000,000	2,370	U.S.A.
2009	91	\$16,995,000	5,660	U.S.A.
2010	342	\$22,750,000	4,193	U.S.A.
2010	442	\$21,750,000	3,183	U.S.A.
2011	147	\$26,950,000	2,999	U.S.A.
2013	246	\$31,995,000	1,850	U.S.A.
2015	78	\$36,500,000	1,330	U.S.A.
2017	61	\$37,250,000	1,330	U.S.A.
2017	123	\$36,000,000	850	U.S.A.

GULFSTREAM G550 MARKET DETAILS AS OF JUNE 2018

RECENT CHANGES TO FOR-SALE INVENTORY

YEAR	DAYS ON MARKET	ASK PRICE	AIRFRAME TOTAL TIME	LOCATION	STATUS
2005	36	\$14,950,000	7,998	Europe	Withdrawn 2018-07
2006	715	\$13,995,000	10,962	U.S.A.	Sold 2018-06
2006	162	\$24,750,000	3,120	Asia	Deal Pending 2018-07
2009	566	\$22,900,000	5,188	Europe	Withdrawn 2018-07
2010	179	\$21,500,000	2,070	Europe	Sold 2018-06
2011	210	\$24,850,000	3,154	U.S.A.	Deal Pending 2018-07
2011	131	\$26,250,000	2,611	S. America	Withdrawn 2018-06
2012	n/a	n/a	2,637	U.S.A.	Sold 2018-06
2012	77	\$26,500,000	1,817	Asia	Withdrawn 2018-07
2012	54	n/a	2,640	U.S.A.	Deal Pending 2018-07
2005	36	\$14,950,000	7,998	Europe	Withdrawn 2018-07

Disclaimer

Market changes are based on responses from sellers and agents. These changes have been reported, but not yet confirmed. Altus Aviation offers the details of these aircraft in good faith but cannot guarantee or warrant the accuracy of this information nor warrant the condition of the aircraft. A buyer should instruct his agents, or his surveyors, to investigate such details as the buyer desires validated. These aircraft are offered subject to prior sale, price change, or withdrawal without notice.



The disclosures contained in research documents produced by Altus Aviation shall be governed by and construed in accordance with U.S. law. Altus Aviation specifically prohibits the redistribution of this document in whole or in part without the written permission of Altus Aviation and therefore Altus Aviation accepts no liability whatsoever for the actions of third parties in this respect. Images may depict objects or elements that are protected by third party copyright, trademarks and other intellectual property rights. © Altus Aviation 2016. All rights reserved.