



GULFSTREAM G550 MARKET OVERVIEW

MAY 2018



GULFSTREAM G550 MARKET OVERVIEW MAY 2018

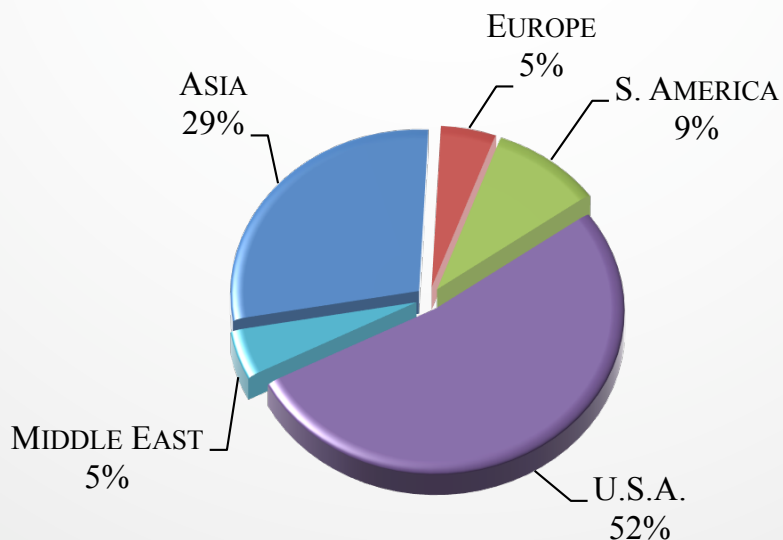
Currently, there are 21 G550s for sale of 558 aircraft, representing 4% of the active fleet.

CURRENT GULFSTREAM G550 MARKET SUMMARY

AIRCRAFT SUMMARY	LOW	HIGH	AVERAGE
ASKING PRICE	\$16,995,000	\$37,250,000	\$27,452,000
AIRFRAME TOTAL TIME	850	5,660	2,635
MANUFACTURE YEAR	2004	2017	2011
DAYS ON MARKET	7	788	251

FIGURES BASED ON ASKING PRICES, NOT SALES PRICES. BASED ON 21 AIRCRAFT PRICES AND 21 AIRCRAFT FOR SALE

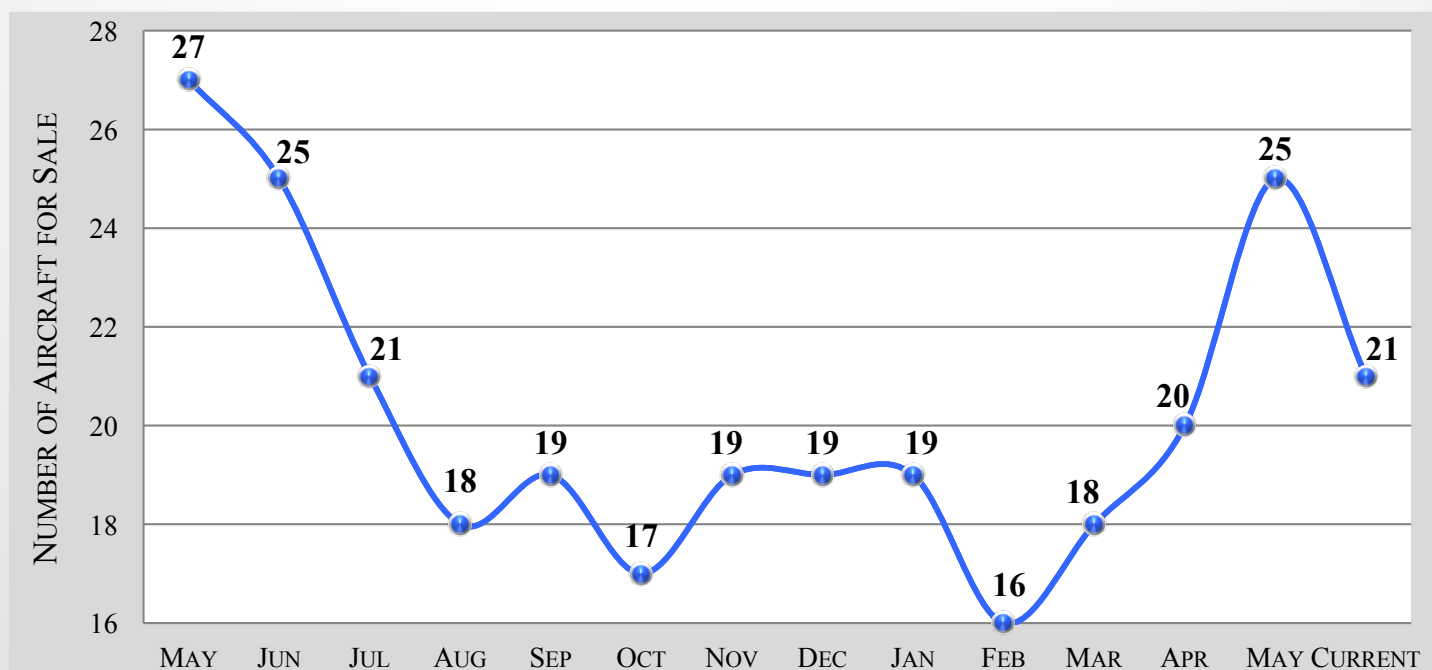
CURRENT GULFSTREAM G550 MARKET BY SELLER LOCATION



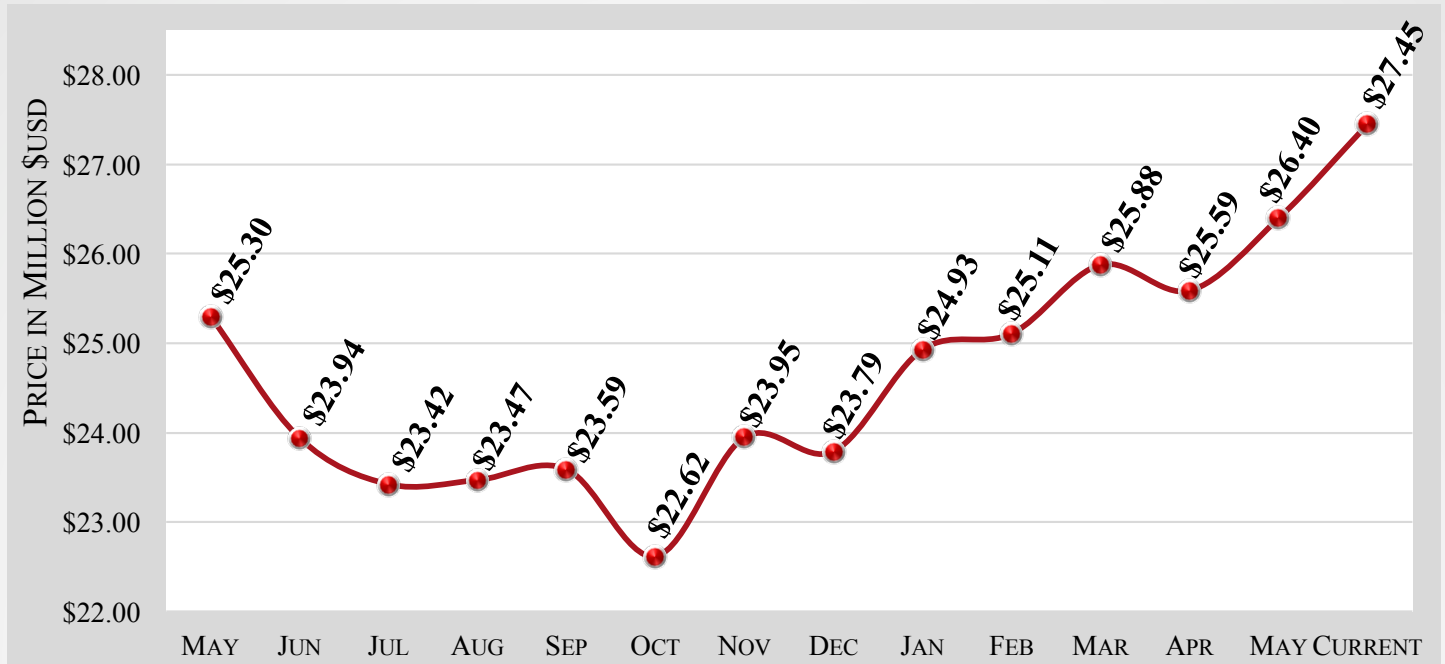
GULFSTREAM G550 – 6 MONTH MARKET HISTORY

MONTH	JAN	FEB	MAR	APR	MAY	CURRENT	AVERAGE
AVERAGE ASK PRICE	\$24.9M	\$25.1M	\$25.9M	\$25.6M	\$26.4M	\$27.5M	\$25.9M
NUMBER FOR SALE	19	16	18	20	25	21	20
ACTIVE FLEET	550	558	558	558	558	558	557
PERCENTAGE FOR SALE	3%	3%	3%	4%	4%	4%	4%
AVERAGE YEAR	2010	2010	2010	2010	2011	2011	2010
AVERAGE DAYS ON MARKET	235	225	182	186	157	251	206
AVERAGE AIRFRAME TIME	3,042	3,196	3,326	3,373	3,044	2,635	3,102
TRANSACTIONS	0	1	2	1	1	TBD	5 TOTAL

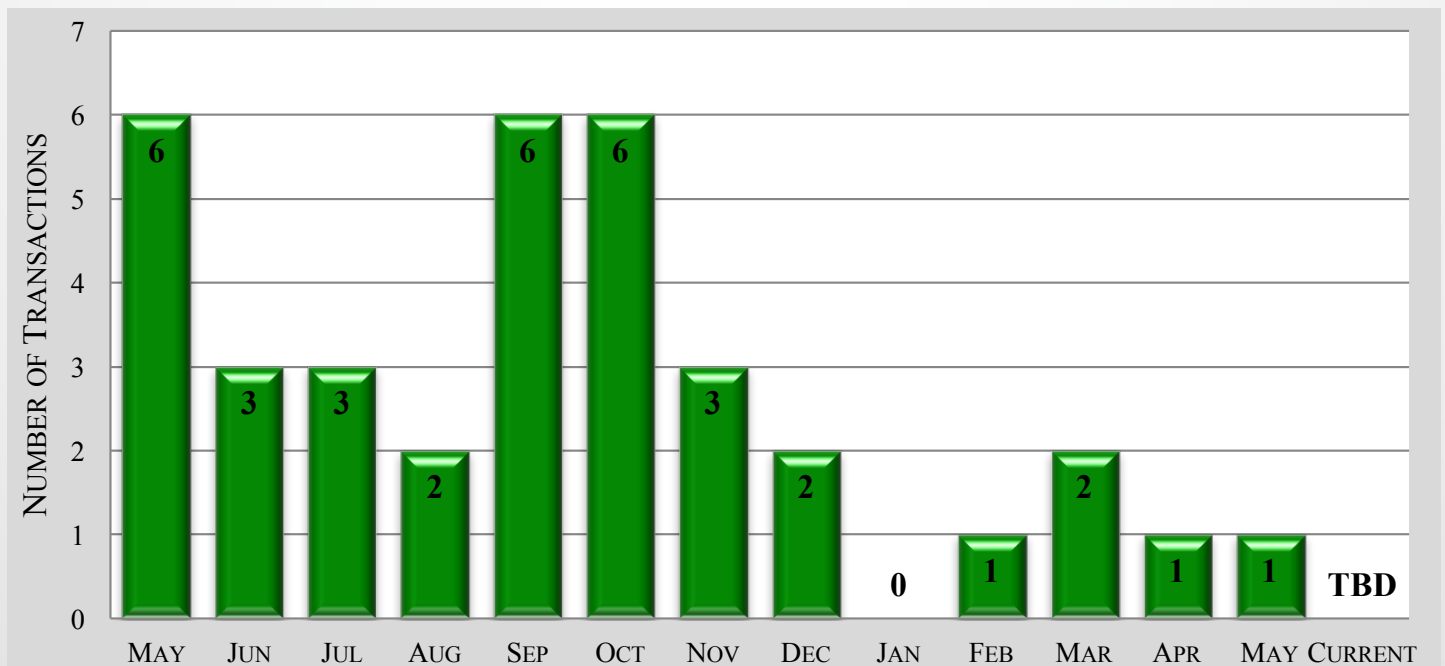
GULFSTREAM G550 – 12 MONTH FOR SALE INVENTORY HISTORY



GULFSTREAM G550 – 12 MONTH ASKING PRICE TREND



GULFSTREAM G550 – 12 MONTH TRANSACTION HISTORY



GULFSTREAM G550 – AIRCRAFT BLUE BOOK VALUATIONS

YEAR	AVERAGE RETAIL	AVERAGE WHOLESALE	TREND
2003	\$13,000,000	\$11,538,000	NO CHANGE
2004	\$14,000,000	\$12,426,000	NO CHANGE
2005	\$15,000,000	\$13,313,000	NO CHANGE
2006	\$16,000,000	\$14,201,000	NO CHANGE
2007	\$17,000,000	\$15,088,000	NO CHANGE
2008	\$19,000,000	\$16,863,000	NO CHANGE
2009	\$21,000,000	\$18,639,000	NO CHANGE
2010	\$23,000,000	\$20,414,000	NO CHANGE
2011	\$25,000,000	\$22,189,000	NO CHANGE
2012	\$27,000,000	\$23,964,000	NO CHANGE
2013	\$30,000,000	\$26,627,000	NO CHANGE
2014	\$32,000,000	\$28,402,000	NO CHANGE
2015	\$35,000,000	\$31,064,000	NO CHANGE
2016	\$38,000,000	\$33,727,000	NO CHANGE
2017	\$49,000,000	\$43,490,000	NO CHANGE
2018	\$61,500,000	\$54,584,000	NO CHANGE

The above data is valid from April through June

GULFSTREAM G550 – VREF VALUATIONS

YEAR	AVERAGE RETAIL	AVERAGE WHOLESALE	TREND
2003	\$14,900,000	\$13,201,400	-\$600,000
2004	\$15,200,000	\$13,467,200	-\$500,000
2005	\$15,500,000	\$13,733,000	-\$500,000
2006	\$16,500,000	\$15,081,000	NO CHANGE
2007	\$17,500,000	\$15,505,000	NO CHANGE
2008	\$18,500,000	\$16,428,000	NO CHANGE
2009	\$21,000,000	\$18,648,000	NO CHANGE
2010	\$23,500,000	\$20,915,000	NO CHANGE
2011	\$25,000,000	\$22,250,000	NO CHANGE
2012	\$27,000,000	\$24,030,000	NO CHANGE
2013	\$29,600,000	\$26,344,000	+\$600,000
2014	\$32,000,000	\$28,480,000	NO CHANGE
2015	\$35,000,000	\$31,150,000	+\$1,000,000
2016	\$39,000,000	\$35,100,000	-\$1,000,000
2017	\$44,000,000	\$39,600,000	-\$5,000,000
2018	\$61,500,000	\$55,473,000	NO CHANGE

The above data is valid from April through June

GULFSTREAM G550 MARKET DETAILS AS OF MAY 2018 ARRANGED BY YEAR

YEAR	DAYS ON MARKET	ASK PRICE	AIRFRAME TOTAL TIME	LOCATION
2004	40	\$19,995,000	3,827	Asia
2006	123	\$21,000,000	4,653	U.S.A.
2007	238	\$23,000,000	5,312	U.S.A.
2008	7	\$23,000,000	2,370	U.S.A.
2009	558	\$22,900,000	5,188	Europe
2009	83	\$16,995,000	5,660	U.S.A.
2010	334	\$22,750,000	4,193	U.S.A.
2010	434	\$21,750,000	3,183	U.S.A.
2010	788	\$29,000,000	1,301	Asia
2011	412	\$27,500,000	1,985	S. America
2010	507	\$28,950,000	1,540	Asia
2011	336	\$26,950,000	2,060	Asia
2011	70	\$29,600,000	1,031	S. America
2011	139	\$26,950,000	2,999	U.S.A.
2012	76	\$30,750,000	858	Asia
2013	238	\$31,995,000	1,850	U.S.A.
2013	94	\$29,900,000	2,050	Asia
2013	550	\$33,750,000	1,761	Middle East
2015	70	\$36,500,000	1,330	U.S.A.
2017	53	\$37,250,000	1,330	U.S.A.
2017	115	\$36,000,000	850	U.S.A.

GULFSTREAM G550 MARKET DETAILS AS OF MAY 2018 ARRANGED BY DAYS ON MARKET

YEAR	DAYS ON MARKET	ASK PRICE	AIRFRAME TOTAL TIME	LOCATION
2008	7	\$23,000,000	2,370	U.S.A.
2004	40	\$19,995,000	3,827	Asia
2017	53	\$37,250,000	1,330	U.S.A.
2011	70	\$29,600,000	1,031	S. America
2015	70	\$36,500,000	1,330	U.S.A.
2012	76	\$30,750,000	858	Asia
2009	83	\$16,995,000	5,660	U.S.A.
2013	94	\$29,900,000	2,050	Asia
2017	115	\$36,000,000	850	U.S.A.
2006	123	\$21,000,000	4,653	U.S.A.
2011	139	\$26,950,000	2,999	U.S.A.
2007	238	\$23,000,000	5,312	U.S.A.
2013	238	\$31,995,000	1,850	U.S.A.
2010	334	\$22,750,000	4,193	U.S.A.
2011	336	\$26,950,000	2,060	Asia
2011	412	\$27,500,000	1,985	S. America
2010	434	\$21,750,000	3,183	U.S.A.
2010	507	\$28,950,000	1,540	Asia
2013	550	\$33,750,000	1,761	Middle East
2009	558	\$22,900,000	5,188	Europe
2010	788	\$29,000,000	1,301	Asia

GULFSTREAM G550 MARKET DETAILS AS OF MAY 2018

ARRANGED BY ASKING PRICE

YEAR	DAYS ON MARKET	ASK PRICE	AIRFRAME TOTAL TIME	LOCATION
2009	83	\$16,995,000	5,660	U.S.A.
2004	40	\$19,995,000	3,827	Asia
2006	123	\$21,000,000	4,653	U.S.A.
2010	434	\$21,750,000	3,183	U.S.A.
2010	334	\$22,750,000	4,193	U.S.A.
2009	558	\$22,900,000	5,188	Europe
2008	7	\$23,000,000	2,370	U.S.A.
2007	238	\$23,000,000	5,312	U.S.A.
2011	336	\$26,950,000	2,060	Asia
2011	139	\$26,950,000	2,999	U.S.A.
2011	412	\$27,500,000	1,985	S. America
2010	507	\$28,950,000	1,540	Asia
2010	788	\$29,000,000	1,301	Asia
2011	70	\$29,600,000	1,031	S. America
2013	94	\$29,900,000	2,050	Asia
2012	76	\$30,750,000	858	Asia
2013	238	\$31,995,000	1,850	U.S.A.
2013	550	\$33,750,000	1,761	Middle East
2017	115	\$36,000,000	850	U.S.A.
2015	70	\$36,500,000	1,330	U.S.A.
2017	53	\$37,250,000	1,330	U.S.A.

GULFSTREAM G550 MARKET DETAILS AS OF MAY 2018
ARRANGED BY TOTAL TIME ON AIRFRAME

YEAR	DAYS ON MARKET	ASK PRICE	AIRFRAME TOTAL TIME	LOCATION
2017	115	\$36,000,000	850	U.S.A.
2012	76	\$30,750,000	858	Asia
2011	70	\$29,600,000	1,031	S. America
2010	788	\$29,000,000	1,301	Asia
2015	70	\$36,500,000	1,330	U.S.A.
2017	53	\$37,250,000	1,330	U.S.A.
2010	507	\$28,950,000	1,540	Asia
2013	550	\$33,750,000	1,761	Middle East
2013	238	\$31,995,000	1,850	U.S.A.
2011	412	\$27,500,000	1,985	S. America
2013	94	\$29,900,000	2,050	Asia
2011	336	\$26,950,000	2,060	Asia
2008	7	\$23,000,000	2,370	U.S.A.
2011	139	\$26,950,000	2,999	U.S.A.
2010	434	\$21,750,000	3,183	U.S.A.
2004	40	\$19,995,000	3,827	Asia
2010	334	\$22,750,000	4,193	U.S.A.
2006	123	\$21,000,000	4,653	U.S.A.
2009	558	\$22,900,000	5,188	Europe
2007	238	\$23,000,000	5,312	U.S.A.
2009	83	\$16,995,000	5,660	U.S.A.

GULFSTREAM G550 MARKET DETAILS AS OF MAY 2018

ARRANGED BY LOCATION

YEAR	DAYS ON MARKET	ASK PRICE	AIRFRAME TOTAL TIME	LOCATION
2004	40	\$19,995,000	3,827	Asia
2010	788	\$29,000,000	1,301	Asia
2010	507	\$28,950,000	1,540	Asia
2011	336	\$26,950,000	2,060	Asia
2012	76	\$30,750,000	858	Asia
2013	94	\$29,900,000	2,050	Asia
2009	558	\$22,900,000	5,188	Europe
2013	550	\$33,750,000	1,761	Middle East
2011	412	\$27,500,000	1,985	S. America
2011	70	\$29,600,000	1,031	S. America
2006	123	\$21,000,000	4,653	U.S.A.
2007	238	\$23,000,000	5,312	U.S.A.
2008	7	\$23,000,000	2,370	U.S.A.
2009	83	\$16,995,000	5,660	U.S.A.
2010	334	\$22,750,000	4,193	U.S.A.
2010	434	\$21,750,000	3,183	U.S.A.
2011	139	\$26,950,000	2,999	U.S.A.
2013	238	\$31,995,000	1,850	U.S.A.
2015	70	\$36,500,000	1,330	U.S.A.
2017	53	\$37,250,000	1,330	U.S.A.
2017	115	\$36,000,000	850	U.S.A.

GULFSTREAM G550 MARKET DETAILS AS OF MAY 2018

RECENT CHANGES TO FOR-SALE INVENTORY

SERIAL #	REGISTRATION	YEAR	DAYS ON MARKET	ASK PRICE	AIRFRAME TOTAL TIME	LOCATION	STATUS
5050	M-SAWO	2005	36	\$14,950,000	7,998	Europe	Withdrawn 2018-07
5094	N-94VR	2006	715	\$13,995,000	10,962	U.S.A.	Sold 2018-06
5113	N-715NH	2006	154	\$24,750,000	3,120	Asia	Deal Pending 2018-07
5151	M-HOTB	2007	434	\$19,000,000	3,877	Europe	Leased 2018-05
5292	M-MOMO	2010	179	\$21,500,000	2,070	Europe	Sold 2018-06
5303	N-899V	2011	1	\$24,000,000	945	Asia	Withdrawn 2018-07
5331	N-53M	2011	210	\$24,850,000	3,154	U.S.A.	Deal Pending 2018-07
5339	N-989AR	2011	131	\$26,250,000	2,611	S. America	Withdrawn 2018-06
5349	N-961JF	2012	n/a	n/a	2,637	U.S.A.	Sold 2018-06
5364	B-8261	2012	69	\$26,500,000	1,817	Asia	Withdrawn 2018-07
5376	N-63M	2012	46	n/a	2,640	U.S.A.	Deal Pending 2018-07

Disclaimer

Market changes are based on responses from sellers and agents. These changes have been reported, but not yet confirmed. Altus Aviation offers the details of these aircraft in good faith but cannot guarantee or warrant the accuracy of this information nor warrant the condition of the aircraft. A buyer should instruct his agents, or his surveyors, to investigate such details as the buyer desires validated. These aircraft are offered subject to prior sale, price change, or withdrawal without notice.



The disclosures contained in research documents produced by Altus Aviation shall be governed by and construed in accordance with U.S. law. Altus Aviation specifically prohibits the redistribution of this document in whole or in part without the written permission of Altus Aviation and therefore Altus Aviation accepts no liability whatsoever for the actions of third parties in this respect. Images may depict objects or elements that are protected by third party copyright, trademarks and other intellectual property rights. © Altus Aviation 2016. All rights reserved.