



GULFSTREAM G550 MARKET OVERVIEW

APRIL 2018



GULFSTREAM G550 MARKET OVERVIEW APRIL 2018

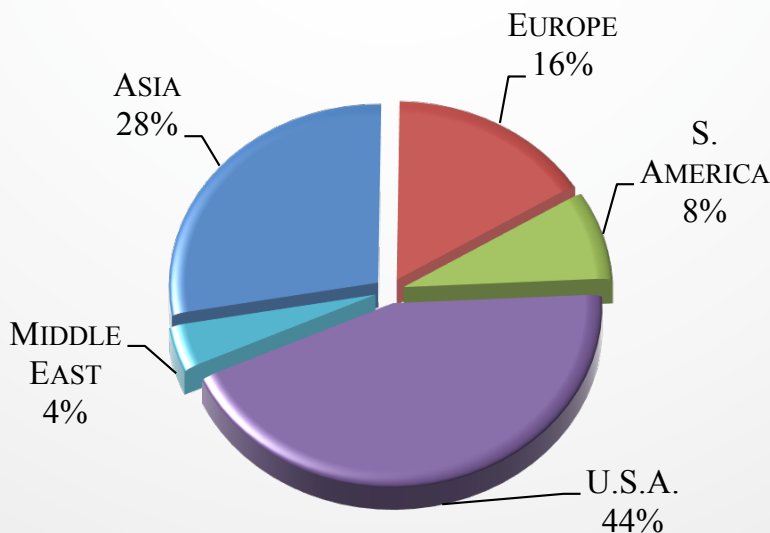
Currently, there are 25 G550s for sale of 558 aircraft, representing 4% of the active fleet.

CURRENT GULFSTREAM G550 MARKET SUMMARY

AIRCRAFT SUMMARY	LOW	HIGH	AVERAGE
ASKING PRICE	\$13,995,000	\$36,500,000	\$26,399,000
AIRFRAME TOTAL TIME	814	10,962	3,044
MANUFACTURE YEAR	2005	2017	2011
DAYS ON MARKET	1	685	157

FIGURES BASED ON ASKING PRICES, NOT SALES PRICES. BASED ON 25 AIRCRAFT PRICES AND 25 AIRCRAFT FOR SALE

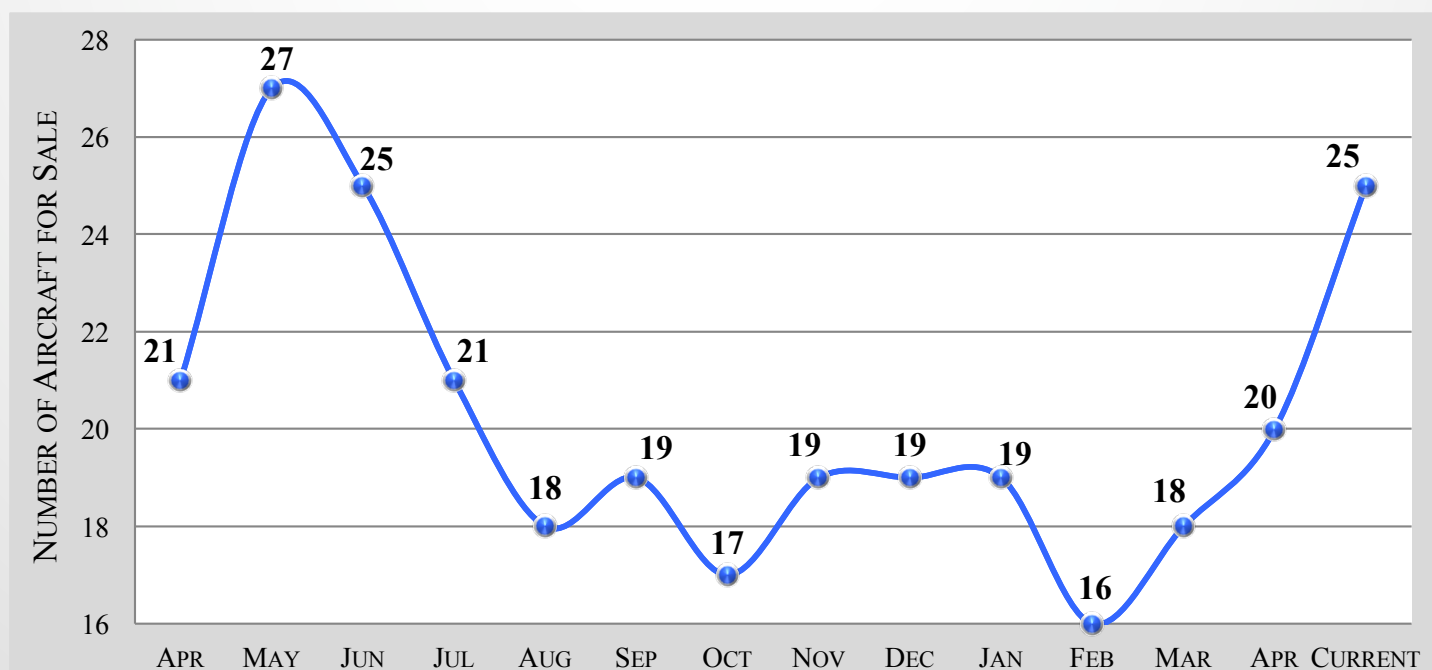
CURRENT GULFSTREAM G550 MARKET BY SELLER LOCATION



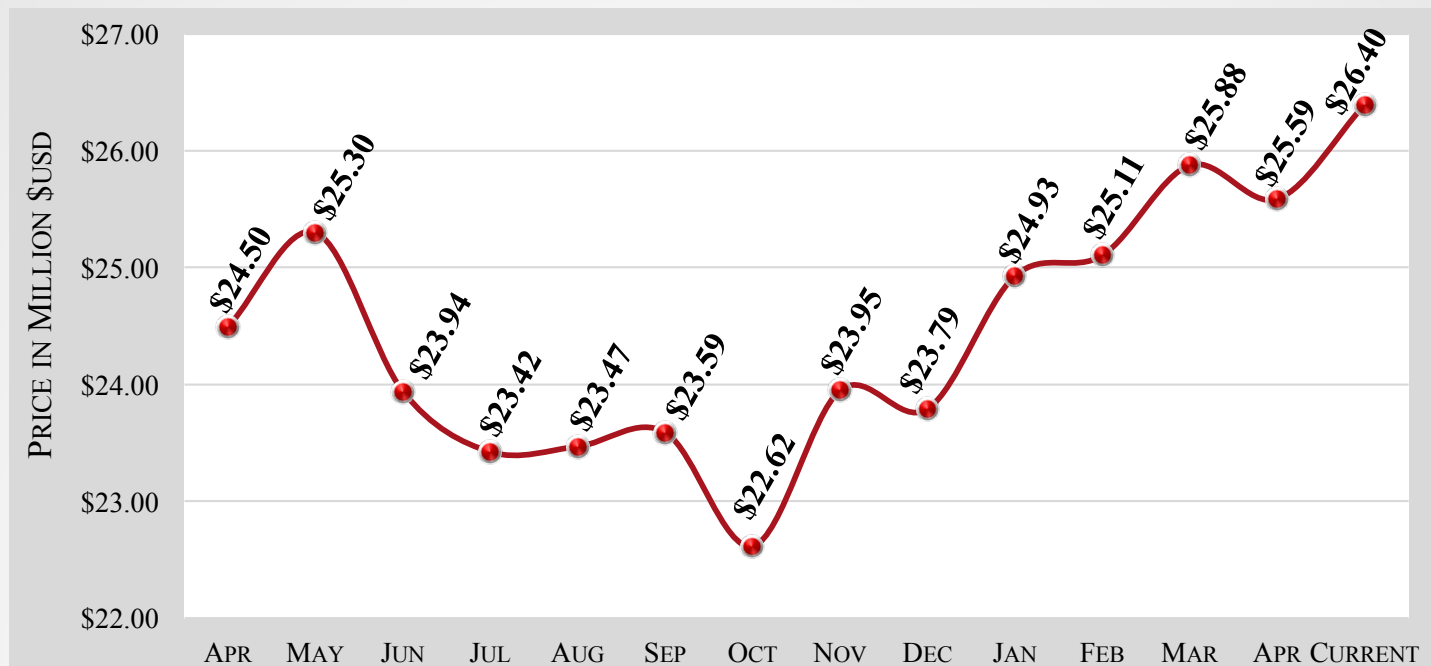
GULFSTREAM G550 – 6 MONTH MARKET HISTORY

MONTH	DEC	JAN	FEB	MAR	APR	CURRENT	AVERAGE
AVERAGE ASK PRICE	\$23.8M	\$24.9M	\$25.1M	\$25.9M	\$25.6M	\$26.4M	\$25.3M
NUMBER FOR SALE	19	19	16	18	20	25	20
ACTIVE FLEET	550	550	558	558	558	558	555
PERCENTAGE FOR SALE	3%	3%	3%	3%	4%	4%	3%
AVERAGE YEAR	2009	2010	2010	2010	2010	2011	2010
AVERAGE DAYS ON MARKET	265	235	225	182	186	157	208
AVERAGE AIRFRAME TIME	3,455	3,042	3,196	3,326	3,373	3,044	3,239
TRANSACTIONS	2	0	1	2	1	TBD	6 TOTAL

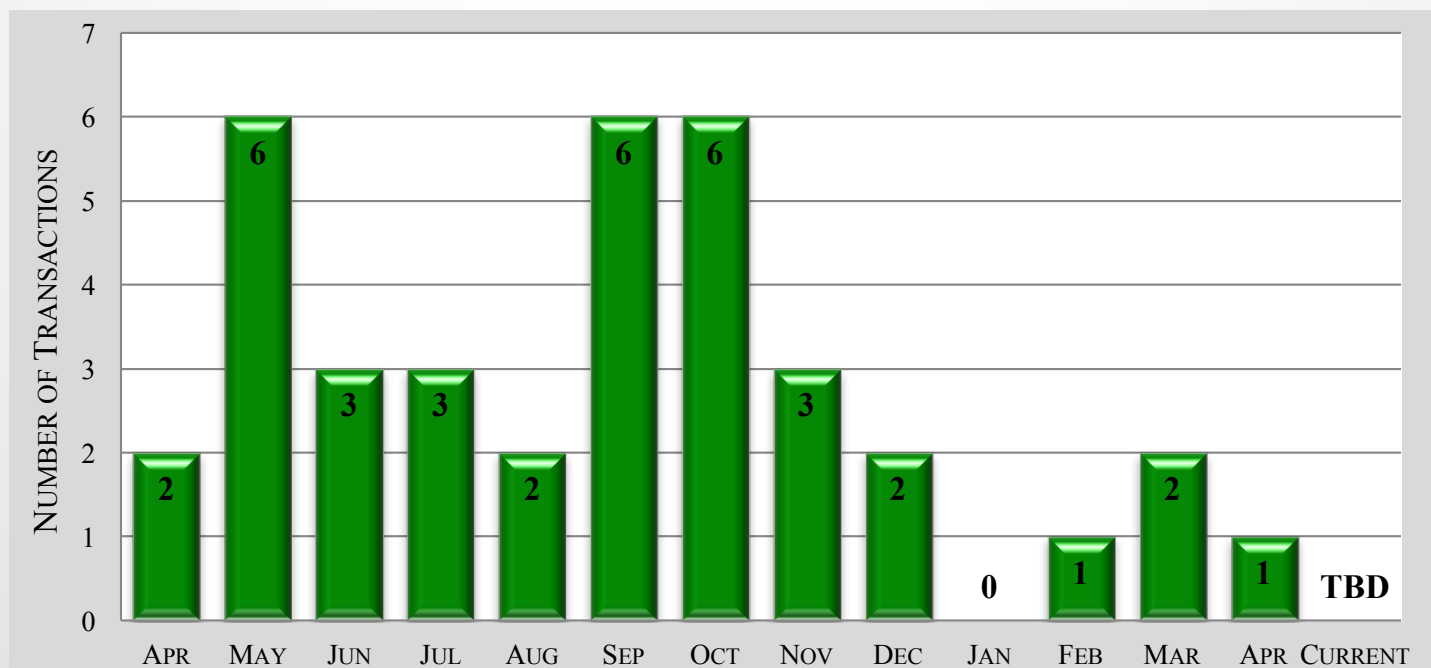
GULFSTREAM G550 – 12 MONTH FOR SALE INVENTORY HISTORY



GULFSTREAM G550 – 12 MONTH ASKING PRICE TREND



GULFSTREAM G550 – 12 MONTH TRANSACTION HISTORY



GULFSTREAM G550 – AIRCRAFT BLUE BOOK VALUATIONS

YEAR	AVERAGE RETAIL	AVERAGE WHOLESALE	TREND
2003	\$13,000,000	\$11,538,000	NO CHANGE
2004	\$14,000,000	\$12,426,000	NO CHANGE
2005	\$15,000,000	\$13,313,000	NO CHANGE
2006	\$16,000,000	\$14,201,000	NO CHANGE
2007	\$17,000,000	\$15,088,000	NO CHANGE
2008	\$19,000,000	\$16,863,000	NO CHANGE
2009	\$21,000,000	\$18,639,000	NO CHANGE
2010	\$23,000,000	\$20,414,000	-\$887,000
2011	\$25,000,000	\$22,189,000	-\$1,775,000
2012	\$27,000,000	\$23,964,000	-\$2,663,000
2013	\$30,000,000	\$26,627,000	-\$2,662,000
2014	\$32,000,000	\$28,402,000	-\$2,662,000
2015	\$35,000,000	\$31,064,000	-\$2,663,000
2016	\$38,000,000	\$33,727,000	-\$2,663,000
2017	\$49,000,000	\$43,490,000	-\$5,325,000

The above data is valid from April through June

GULFSTREAM G550 – VREF VALUATIONS

YEAR	AVERAGE RETAIL	AVERAGE WHOLESALE	TREND
2003	\$15,500,000	\$13,733,000	NO CHANGE
2004	\$15,700,000	\$13,910,200	NO CHANGE
2005	\$16,000,000	\$14,176,000	NO CHANGE
2006	\$16,500,000	\$15,081,000	NO CHANGE
2007	\$17,500,000	\$15,505,000	NO CHANGE
2008	\$18,500,000	\$16,428,000	NO CHANGE
2009	\$21,000,000	\$18,648,000	NO CHANGE
2010	\$23,500,000	\$20,915,000	NO CHANGE
2011	\$25,000,000	\$22,250,000	NO CHANGE
2012	\$27,000,000	\$24,030,000	NO CHANGE
2013	\$29,000,000	\$25,810,000	NO CHANGE
2014	\$32,000,000	\$28,480,000	NO CHANGE
2015	\$34,000,000	\$30,260,000	NO CHANGE
2016	\$40,000,000	\$36,000,000	-\$1,000,000
2017	\$49,000,000	\$44,100,000	-\$1,000,000

The above data is valid from April through June

GULFSTREAM G550 MARKET DETAILS AS OF APRIL 2018 ARRANGED BY YEAR

YEAR	DAYS ON MARKET	ASK PRICE	AIRFRAME TOTAL TIME	LOCATION
2005	36	\$14,950,000	7,998	Europe
2006	685	\$13,995,000	10,962	U.S.A.
2006	55	\$21,000,000	4,653	U.S.A.
2006	86	\$24,750,000	3,120	Asia
2007	170	\$20,000,000	5,312	U.S.A.
2009	15	\$16,995,000	5,660	U.S.A.
2010	266	\$22,750,000	4,193	U.S.A.
2010	366	\$22,750,000	3,183	U.S.A.
2010	149	\$21,500,000	2,070	Europe
2010	439	\$28,950,000	814	Asia
2010	268	\$28,900,000	2,055	Asia
2011	344	\$27,500,000	1,985	S. America
2011	1	\$24,000,000	945	Asia
2011	210	\$24,850,000	3,154	U.S.A.
2011	2	\$34,500,000	1,031	S. America
2011	71	\$26,950,000	2,808	U.S.A.
2012	14	\$29,995,000	2,668	Europe
2012	1	\$26,500,000	1,817	Asia
2012	8	\$30,750,000	858	Asia
2012	12	\$29,950,000	2,971	Europe
2013	170	\$32,295,000	1,850	U.S.A.
2013	26	\$29,900,000	2,050	Asia
2013	482	\$33,750,000	1,761	Middle East
2015	2	\$36,500,000	1,325	U.S.A.
2017	47	\$36,000,000	850	U.S.A.

GULFSTREAM G550 MARKET DETAILS AS OF APRIL 2018 ARRANGED BY DAYS ON MARKET

YEAR	DAYS ON MARKET	ASK PRICE	AIRFRAME TOTAL TIME	LOCATION
2011	1	\$24,000,000	945	Asia
2012	1	\$26,500,000	1,817	Asia
2011	2	\$34,500,000	1,031	S. America
2015	2	\$36,500,000	1,325	U.S.A.
2012	8	\$30,750,000	858	Asia
2012	12	\$29,950,000	2,971	Europe
2012	14	\$29,995,000	2,668	Europe
2009	15	\$16,995,000	5,660	U.S.A.
2013	26	\$29,900,000	2,050	Asia
2005	36	\$14,950,000	7,998	Europe
2017	47	\$36,000,000	850	U.S.A.
2006	55	\$21,000,000	4,653	U.S.A.
2011	71	\$26,950,000	2,808	U.S.A.
2006	86	\$24,750,000	3,120	Asia
2010	149	\$21,500,000	2,070	Europe
2007	170	\$20,000,000	5,312	U.S.A.
2013	170	\$32,295,000	1,850	U.S.A.
2011	210	\$24,850,000	3,154	U.S.A.
2010	266	\$22,750,000	4,193	U.S.A.
2010	268	\$28,900,000	2,055	Asia
2011	344	\$27,500,000	1,985	S. America
2010	366	\$22,750,000	3,183	U.S.A.
2010	439	\$28,950,000	814	Asia
2013	482	\$33,750,000	1,761	Middle East
2006	685	\$13,995,000	10,962	U.S.A.

GULFSTREAM G550 MARKET DETAILS AS OF APRIL 2018
ARRANGED BY ASKING PRICE

YEAR	DAYS ON MARKET	ASK PRICE	AIRFRAME TOTAL TIME	LOCATION
2006	685	\$13,995,000	10,962	U.S.A.
2005	36	\$14,950,000	7,998	Europe
2009	15	\$16,995,000	5,660	U.S.A.
2007	170	\$20,000,000	5,312	U.S.A.
2006	55	\$21,000,000	4,653	U.S.A.
2010	149	\$21,500,000	2,070	Europe
2010	366	\$22,750,000	3,183	U.S.A.
2010	266	\$22,750,000	4,193	U.S.A.
2011	1	\$24,000,000	945	Asia
2006	86	\$24,750,000	3,120	Asia
2011	210	\$24,850,000	3,154	U.S.A.
2012	1	\$26,500,000	1,817	Asia
2011	71	\$26,950,000	2,808	U.S.A.
2011	344	\$27,500,000	1,985	S. America
2010	268	\$28,900,000	2,055	Asia
2010	439	\$28,950,000	814	Asia
2013	26	\$29,900,000	2,050	Asia
2012	12	\$29,950,000	2,971	Europe
2012	14	\$29,995,000	2,668	Europe
2012	8	\$30,750,000	858	Asia
2013	170	\$32,295,000	1,850	U.S.A.
2013	482	\$33,750,000	1,761	Middle East
2011	2	\$34,500,000	1,031	S. America
2017	47	\$36,000,000	850	U.S.A.
2015	2	\$36,500,000	1,325	U.S.A.

GULFSTREAM G550 MARKET DETAILS AS OF APRIL 2018 ARRANGED BY TOTAL TIME ON AIRFRAME

YEAR	DAYS ON MARKET	ASK PRICE	AIRFRAME TOTAL TIME	LOCATION
2010	439	\$28,950,000	814	Asia
2017	47	\$36,000,000	850	U.S.A.
2012	8	\$30,750,000	858	Asia
2011	1	\$24,000,000	945	Asia
2011	2	\$34,500,000	1,031	S. America
2015	2	\$36,500,000	1,325	U.S.A.
2013	482	\$33,750,000	1,761	Middle East
2012	1	\$26,500,000	1,817	Asia
2013	170	\$32,295,000	1,850	U.S.A.
2011	344	\$27,500,000	1,985	S. America
2013	26	\$29,900,000	2,050	Asia
2010	268	\$28,900,000	2,055	Asia
2010	149	\$21,500,000	2,070	Europe
2012	14	\$29,995,000	2,668	Europe
2011	71	\$26,950,000	2,808	U.S.A.
2012	12	\$29,950,000	2,971	Europe
2006	86	\$24,750,000	3,120	Asia
2011	210	\$24,850,000	3,154	U.S.A.
2010	366	\$22,750,000	3,183	U.S.A.
2010	266	\$22,750,000	4,193	U.S.A.
2006	55	\$21,000,000	4,653	U.S.A.
2007	170	\$20,000,000	5,312	U.S.A.
2009	15	\$16,995,000	5,660	U.S.A.
2005	36	\$14,950,000	7,998	Europe
2006	685	\$13,995,000	10,962	U.S.A.

GULFSTREAM G550 MARKET DETAILS AS OF APRIL 2018 ARRANGED BY LOCATION

YEAR	DAYS ON MARKET	ASK PRICE	AIRFRAME TOTAL TIME	LOCATION
2006	86	\$24,750,000	3,120	Asia
2011	1	\$24,000,000	945	Asia
2010	439	\$28,950,000	814	Asia
2010	268	\$28,900,000	2,055	Asia
2012	1	\$26,500,000	1,817	Asia
2012	8	\$30,750,000	858	Asia
2013	26	\$29,900,000	2,050	Asia
2005	36	\$14,950,000	7,998	Europe
2010	149	\$21,500,000	2,070	Europe
2012	12	\$29,950,000	2,971	Europe
2012	14	\$29,995,000	2,668	Europe
2013	482	\$33,750,000	1,761	Middle East
2011	344	\$27,500,000	1,985	S. America
2011	2	\$34,500,000	1,031	S. America
2006	685	\$13,995,000	10,962	U.S.A.
2006	55	\$21,000,000	4,653	U.S.A.
2007	170	\$20,000,000	5,312	U.S.A.
2009	15	\$16,995,000	5,660	U.S.A.
2010	266	\$22,750,000	4,193	U.S.A.
2010	366	\$22,750,000	3,183	U.S.A.
2011	210	\$24,850,000	3,154	U.S.A.
2011	71	\$26,950,000	2,808	U.S.A.
2013	170	\$32,295,000	1,850	U.S.A.
2015	2	\$36,500,000	1,325	U.S.A.
2017	47	\$36,000,000	850	U.S.A.

GULFSTREAM G550 MARKET DETAILS AS OF APRIL 2018

RECENT CHANGES TO FOR-SALE INVENTORY

YEAR	DAYS ON MARKET	ASK PRICE	AIRFRAME TOTAL TIME	LOCATION	STATUS
2011	116	\$25,900,000	2,753	U.S.A.	Sold 2018-04
2014	84	\$34,000,000	1,243	Asia	Withdrawn 2018-04

Disclaimer

Market changes are based on responses from sellers and agents. These changes have been reported, but not yet confirmed. Altus Aviation offers the details of these aircraft in good faith but cannot guarantee or warrant the accuracy of this information nor warrant the condition of the aircraft. A buyer should instruct his agents, or his surveyors, to investigate such details as the buyer desires validated. These aircraft are offered subject to prior sale, price change, or withdrawal without notice.



The disclosures contained in research documents produced by Altus Aviation shall be governed by and construed in accordance with U.S. law. Altus Aviation specifically prohibits the redistribution of this document in whole or in part without the written permission of Altus Aviation and therefore Altus Aviation accepts no liability whatsoever for the actions of third parties in this respect. Images may depict objects or elements that are protected by third party copyright, trademarks and other intellectual property rights. © Altus Aviation 2016. All rights reserved.