



GULFSTREAM G550 MARKET OVERVIEW

MARCH 2018



GULFSTREAM G550 MARKET OVERVIEW MARCH 2018

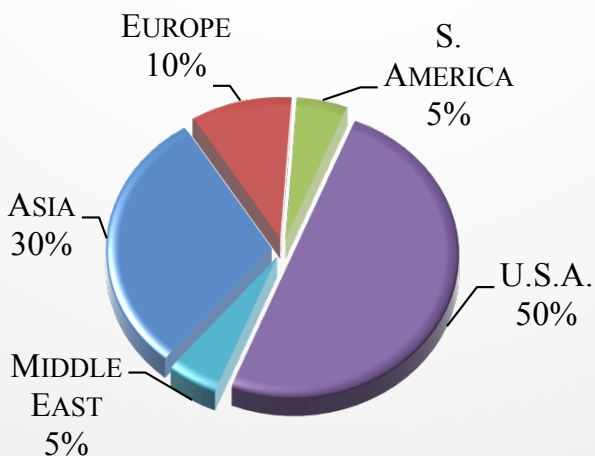
Currently, there are 20 G550s for sale of 558 aircraft, representing 4% of the active fleet.

CURRENT GULFSTREAM G550 MARKET SUMMARY

AIRCRAFT SUMMARY	LOW	HIGH	AVERAGE
ASKING PRICE	\$11,995,000	\$36,000,000	\$25,589,000
AIRFRAME TOTAL TIME	850	10,962	3,373
MANUFACTURE YEAR	2005	2017	2010
DAYS ON MARKET	1	670	186

FIGURES BASED ON ASKING PRICES, NOT SALES PRICES. BASED ON 20 AIRCRAFT PRICES AND 20 AIRCRAFT FOR SALE

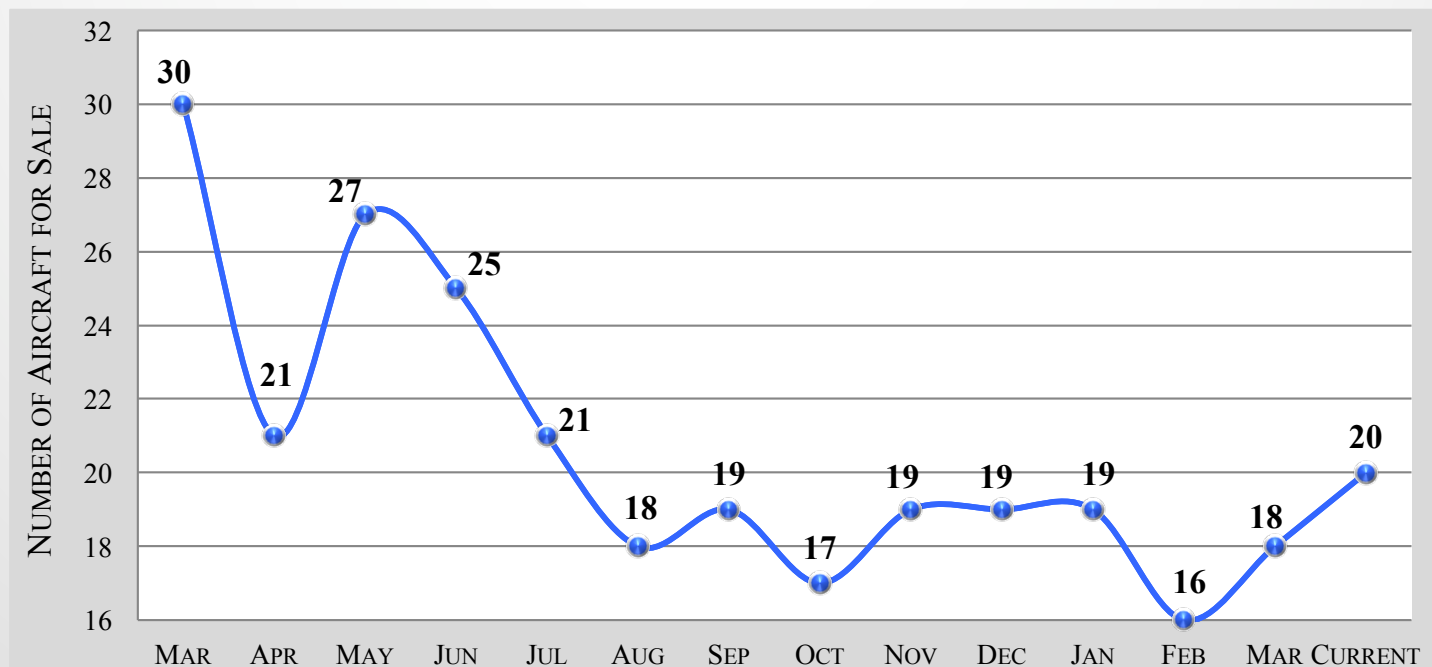
CURRENT GULFSTREAM G550 MARKET BY SELLER LOCATION



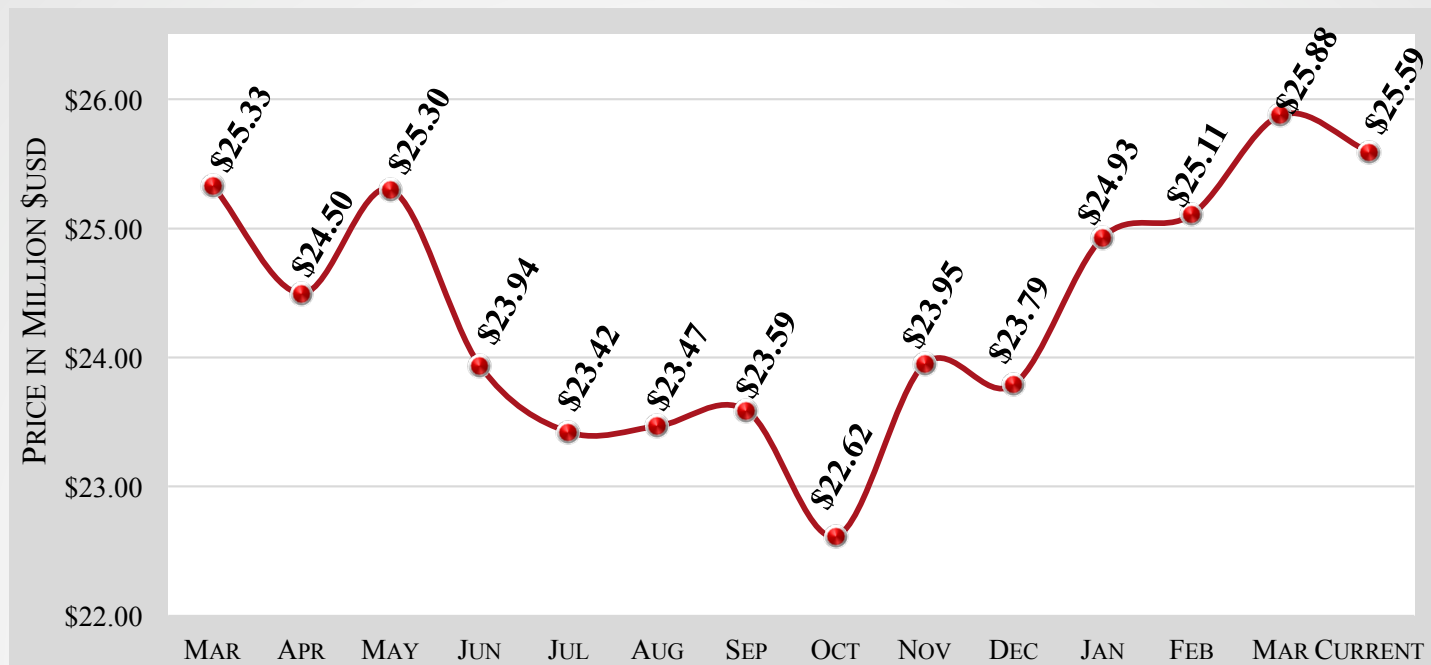
GULFSTREAM G550 – 6 MONTH MARKET HISTORY

MONTH	NOV	DEC	JAN	FEB	MAR	CURRENT	AVERAGE
AVERAGE ASK PRICE	\$24.0M	\$23.8M	\$24.9M	\$25.1M	\$25.9M	\$25.6M	\$24.9M
NUMBER FOR SALE	19	19	19	16	18	20	19
ACTIVE FLEET	549	550	550	558	558	558	554
PERCENTAGE FOR SALE	3%	3%	3%	3%	3%	4%	3%
AVERAGE YEAR	2009	2009	2010	2010	2010	2010	2010
AVERAGE DAYS ON MARKET	246	265	235	225	182	186	223
AVERAGE AIRFRAME TIME	3,375	3,455	3,042	3,196	3,326	3,373	3,294
TRANSACTIONS	3	2	0	1	2	TBD	TOTAL

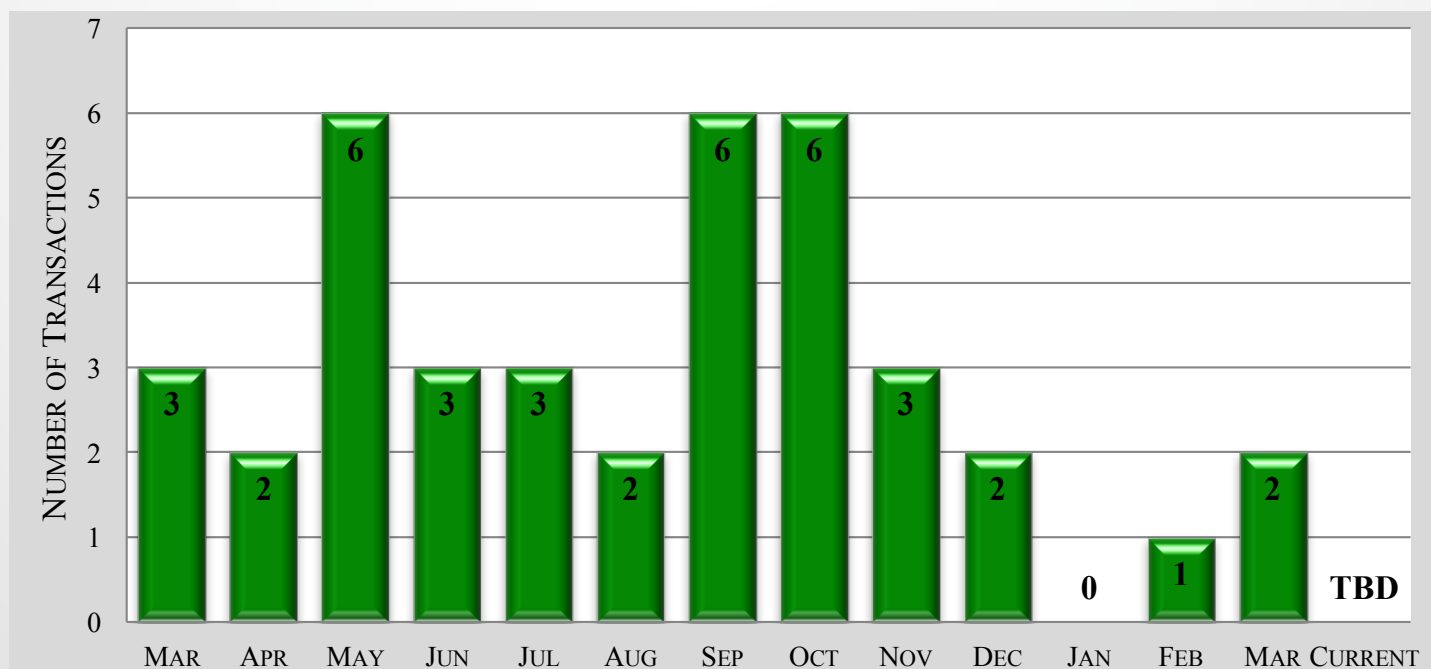
GULFSTREAM G550 – 12 MONTH FOR SALE INVENTORY HISTORY



GULFSTREAM G550 – 12 MONTH ASKING PRICE TREND



GULFSTREAM G550 – 12 MONTH TRANSACTION HISTORY



GULFSTREAM G550 – AIRCRAFT BLUE BOOK VALUATIONS

YEAR	AVERAGE RETAIL	AVERAGE WHOLESALE	TREND
2003	\$13,000,000	\$11,538,000	NO CHANGE
2004	\$14,000,000	\$12,426,000	NO CHANGE
2005	\$15,000,000	\$13,313,000	NO CHANGE
2006	\$16,000,000	\$14,201,000	NO CHANGE
2007	\$17,000,000	\$15,088,000	NO CHANGE
2008	\$19,000,000	\$16,863,000	NO CHANGE
2009	\$21,000,000	\$18,639,000	NO CHANGE
2010	\$24,000,000	\$21,301,000	NO CHANGE
2011	\$27,000,000	\$23,964,000	NO CHANGE
2012	\$30,000,000	\$26,627,000	NO CHANGE
2013	\$33,000,000	\$29,289,000	NO CHANGE
2014	\$35,000,000	\$31,064,000	-\$888,000
2015	\$38,000,000	\$33,727,000	-\$887,000
2016	\$41,000,000	\$36,390,000	-\$887,000
2017	\$55,000,000	\$48,815,000	-\$5,769,000

The above data is valid from January through March

GULFSTREAM G550 – VREF VALUATIONS

YEAR	AVERAGE RETAIL	AVERAGE WHOLESALE	TREND
2003	\$15,500,000	\$13,733,000	NO CHANGE
2004	\$15,700,000	\$13,910,200	NO CHANGE
2005	\$16,000,000	\$14,176,000	NO CHANGE
2006	\$16,500,000	\$15,081,000	NO CHANGE
2007	\$17,500,000	\$15,505,000	NO CHANGE
2008	\$18,500,000	\$16,428,000	NO CHANGE
2009	\$21,000,000	\$18,648,000	NO CHANGE
2010	\$23,500,000	\$20,915,000	NO CHANGE
2011	\$25,000,000	\$22,250,000	NO CHANGE
2012	\$27,000,000	\$24,030,000	NO CHANGE
2013	\$29,000,000	\$25,810,000	NO CHANGE
2014	\$32,000,000	\$28,480,000	NO CHANGE
2015	\$34,000,000	\$30,260,000	NO CHANGE
2016	\$41,000,000	\$39,900,000	-\$1,000,000
2017	\$50,000,000	\$45,000,000	-\$11,500,000

The above data is valid from January through March

GULFSTREAM G550 MARKET DETAILS AS OF MARCH 2018 ARRANGED BY YEAR

YEAR	DAYS ON MARKET	ASK PRICE	AIRFRAME TOTAL TIME	LOCATION
2005	21	\$14,950,000	7,998	Europe
2006	670	\$11,995,000	10,962	U.S.A.
2006	71	\$24,750,000	3,120	Asia
2006	40	\$21,000,000	4,653	U.S.A.
2007	155	\$20,000,000	5,312	U.S.A.
2009	1	\$16,995,000	5,660	U.S.A.
2010	134	\$21,500,000	2,070	Europe
2010	251	\$22,750,000	4,193	U.S.A.
2010	253	\$28,900,000	2,055	Asia
2010	351	\$22,750,000	3,183	U.S.A.
2010	424	\$28,950,000	814	Asia
2011	195	\$24,850,000	3,154	U.S.A.
2011	329	\$27,500,000	1,985	S. America
2011	56	\$26,950,000	2,808	U.S.A.
2012	1	\$31,995,000	1,817	Asia
2013	11	\$29,900,000	2,050	Asia
2013	169	\$32,295,000	1,850	U.S.A.
2013	467	\$33,750,000	1,675	Middle East
2014	84	\$34,000,000	1,243	Asia
2017	32	\$36,000,000	850	U.S.A.

GULFSTREAM G550 MARKET DETAILS AS OF MARCH 2018 ARRANGED BY DAYS ON MARKET

YEAR	DAYS ON MARKET	ASK PRICE	AIRFRAME TOTAL TIME	LOCATION
2009	1	\$16,995,000	5,660	U.S.A.
2012	1	\$31,995,000	1,817	Asia
2013	11	\$29,900,000	2,050	Asia
2005	21	\$14,950,000	7,998	Europe
2017	32	\$36,000,000	850	U.S.A.
2006	40	\$21,000,000	4,653	U.S.A.
2011	56	\$26,950,000	2,808	U.S.A.
2006	71	\$24,750,000	3,120	Asia
2014	84	\$34,000,000	1,243	Asia
2010	134	\$21,500,000	2,070	Europe
2007	155	\$20,000,000	5,312	U.S.A.
2013	169	\$32,295,000	1,850	U.S.A.
2011	195	\$24,850,000	3,154	U.S.A.
2010	251	\$22,750,000	4,193	U.S.A.
2010	253	\$28,900,000	2,055	Asia
2011	329	\$27,500,000	1,985	S. America
2010	351	\$22,750,000	3,183	U.S.A.
2010	424	\$28,950,000	814	Asia
2013	467	\$33,750,000	1,675	Middle East
2006	670	\$11,995,000	10,962	U.S.A.

GULFSTREAM G550 MARKET DETAILS AS OF MARCH 2018 ARRANGED BY ASKING PRICE

YEAR	DAYS ON MARKET	ASK PRICE	AIRFRAME TOTAL TIME	LOCATION
2006	670	\$11,995,000	10,962	U.S.A.
2005	21	\$14,950,000	7,998	Europe
2009	1	\$16,995,000	5,660	U.S.A.
2007	155	\$20,000,000	5,312	U.S.A.
2006	40	\$21,000,000	4,653	U.S.A.
2010	134	\$21,500,000	2,070	Europe
2010	351	\$22,750,000	3,183	U.S.A.
2010	251	\$22,750,000	4,193	U.S.A.
2006	71	\$24,750,000	3,120	Asia
2011	195	\$24,850,000	3,154	U.S.A.
2011	56	\$26,950,000	2,808	U.S.A.
2011	329	\$27,500,000	1,985	S. America
2010	253	\$28,900,000	2,055	Asia
2010	424	\$28,950,000	814	Asia
2013	11	\$29,900,000	2,050	Asia
2012	1	\$31,995,000	1,817	Asia
2013	169	\$32,295,000	1,850	U.S.A.
2013	467	\$33,750,000	1,675	Middle East
2014	84	\$34,000,000	1,243	Asia
2017	32	\$36,000,000	850	U.S.A.

GULFSTREAM G550 MARKET DETAILS AS OF MARCH 2018

ARRANGED BY TOTAL TIME ON AIRFRAME

YEAR	DAYS ON MARKET	ASK PRICE	AIRFRAME TOTAL TIME	LOCATION
2010	424	\$28,950,000	814	Asia
2017	32	\$36,000,000	850	U.S.A.
2014	84	\$34,000,000	1,243	Asia
2013	467	\$33,750,000	1,675	Middle East
2012	1	\$31,995,000	1,817	Asia
2013	169	\$32,295,000	1,850	U.S.A.
2011	329	\$27,500,000	1,985	S. America
2013	11	\$29,900,000	2,050	Asia
2010	253	\$28,900,000	2,055	Asia
2010	134	\$21,500,000	2,070	Europe
2011	56	\$26,950,000	2,808	U.S.A.
2006	71	\$24,750,000	3,120	Asia
2011	195	\$24,850,000	3,154	U.S.A.
2010	351	\$22,750,000	3,183	U.S.A.
2010	251	\$22,750,000	4,193	U.S.A.
2006	40	\$21,000,000	4,653	U.S.A.
2007	155	\$20,000,000	5,312	U.S.A.
2009	1	\$16,995,000	5,660	U.S.A.
2005	21	\$14,950,000	7,998	Europe
2006	670	\$11,995,000	10,962	U.S.A.

GULFSTREAM G550 MARKET DETAILS AS OF MARCH 2018 ARRANGED BY LOCATION

YEAR	DAYS ON MARKET	ASK PRICE	AIRFRAME TOTAL TIME	LOCATION
2006	71	\$24,750,000	3,120	Asia
2010	424	\$28,950,000	814	Asia
2010	253	\$28,900,000	2,055	Asia
2012	1	\$31,995,000	1,817	Asia
2013	11	\$29,900,000	2,050	Asia
2014	84	\$34,000,000	1,243	Asia
2005	21	\$14,950,000	7,998	Europe
2010	134	\$21,500,000	2,070	Europe
2013	467	\$33,750,000	1,675	Middle East
2011	329	\$27,500,000	1,985	S. America
2006	670	\$11,995,000	10,962	U.S.A.
2006	40	\$21,000,000	4,653	U.S.A.
2007	155	\$20,000,000	5,312	U.S.A.
2010	251	\$22,750,000	4,193	U.S.A.
2010	351	\$22,750,000	3,183	U.S.A.
2011	195	\$24,850,000	3,154	U.S.A.
2011	56	\$26,950,000	2,808	U.S.A.
2013	169	\$32,295,000	1,850	U.S.A.
2017	32	\$36,000,000	850	U.S.A.
2009	1	\$16,995,000	5,660	U.S.A.



GULFSTREAM G550 MARKET DETAILS AS OF MARCH 2018

RECENT CHANGES TO FOR-SALE INVENTORY

YEAR	DAYS ON MARKET	ASK PRICE	AIRFRAME TOTAL TIME	LOCATION	STATUS
2004	657	\$14,500,000	3,515	U.S.A.	Withdrawn 2018-02
2008	309	\$19,700,000	2,241	Europe	Sold 2018-03
2011	116	\$25,900,000	2,753	U.S.A.	Sold 2018-04
2013	114	\$31,500,000	2,276	U.S.A.	Sold 2018-03

Disclaimer

Market changes are based on responses from sellers and agents. These changes have been reported, but not yet confirmed. Altus Aviation offers the details of these aircraft in good faith but cannot guarantee or warrant the accuracy of this information nor warrant the condition of the aircraft. A buyer should instruct his agents, or his surveyors, to investigate such details as the buyer desires validated. These aircraft are offered subject to prior sale, price change, or withdrawal without notice.



The disclosures contained in research documents produced by Altus Aviation shall be governed by and construed in accordance with U.S. law. Altus Aviation specifically prohibits the redistribution of this document in whole or in part without the written permission of Altus Aviation and therefore Altus Aviation accepts no liability whatsoever for the actions of third parties in this respect. Images may depict objects or elements that are protected by third party copyright, trademarks and other intellectual property rights. © Altus Aviation 2016. All rights reserved.