



# GULFSTREAM G550 MARKET OVERVIEW

## FEBRUARY 2018



## GULFSTREAM G550 MARKET OVERVIEW FEBRUARY 2018

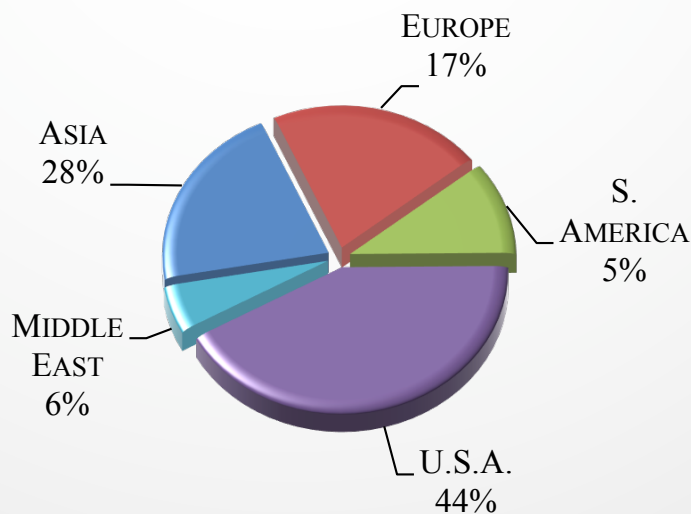
Currently, there are 18 G550s for sale of 558 aircraft, representing 3% of the active fleet.

### CURRENT GULFSTREAM G550 MARKET SUMMARY

AIRCRAFT SUMMARY	LOW	HIGH	AVERAGE
ASKING PRICE	\$11,995,000	\$36,000,000	\$25,877,000
AIRFRAME TOTAL TIME	850	10,962	3,326
MANUFACTURE YEAR	2005	2017	2010
DAYS ON MARKET	1	650	185

*FIGURES BASED ON ASKING PRICES, NOT SALES PRICES. BASED ON 18 AIRCRAFT PRICES AND 18 AIRCRAFT FOR SALE*

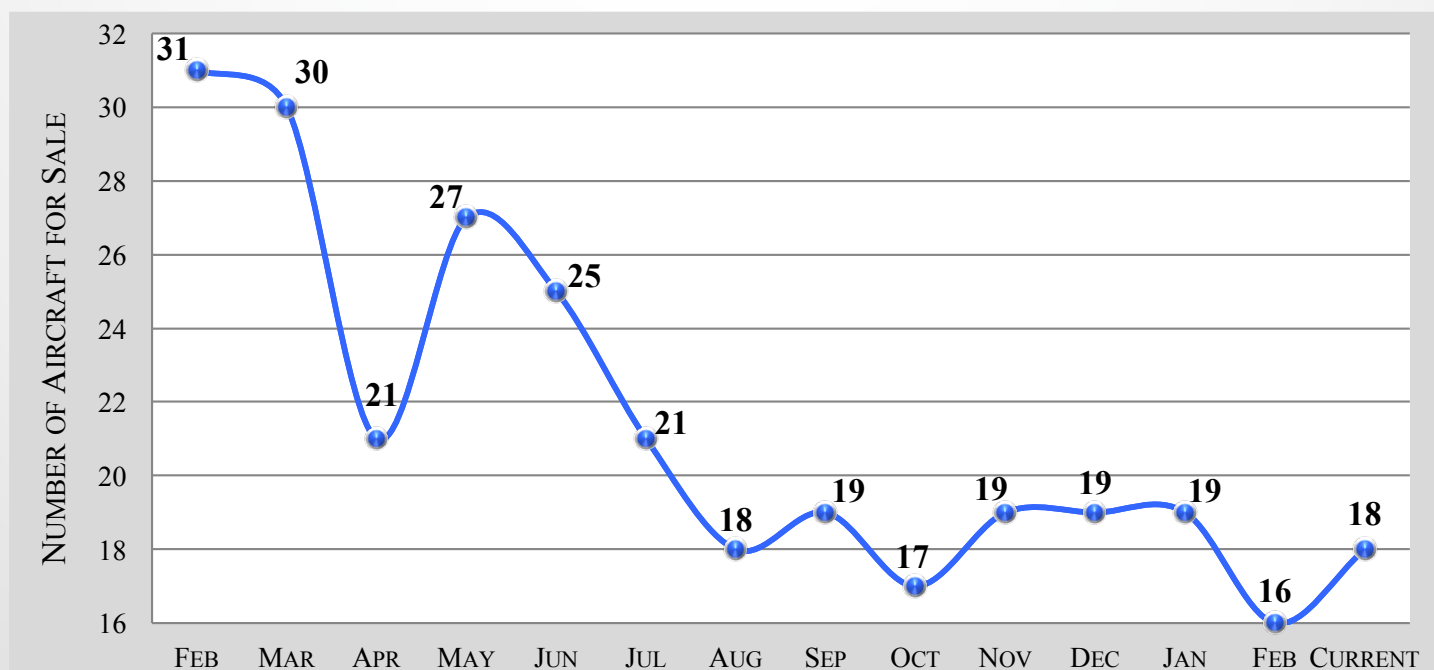
### CURRENT GULFSTREAM G550 MARKET BY SELLER LOCATION



## GULFSTREAM G550 – 6 MONTH MARKET HISTORY

MONTH	OCT	NOV	DEC	JAN	FEB	CURRENT	AVERAGE
AVERAGE ASK PRICE	\$22.6M	\$24.0M	\$23.8M	\$24.9M	\$25.1M	\$25.9M	\$24.4M
NUMBER FOR SALE	17	19	19	19	16	18	18
ACTIVE FLEET	547	549	550	550	558	558	552
PERCENTAGE FOR SALE	3%	3%	3%	3%	3%	3%	3%
AVERAGE YEAR	2009	2009	2009	2010	2010	2010	2010
AVERAGE DAYS ON MARKET	305	246	265	235	225	182	243
AVERAGE AIRFRAME TIME	3,786	3,375	3,455	3,042	3,196	3,326	3,363
TRANSACTIONS	6	3	2	0	1	TBD	17 TOTAL

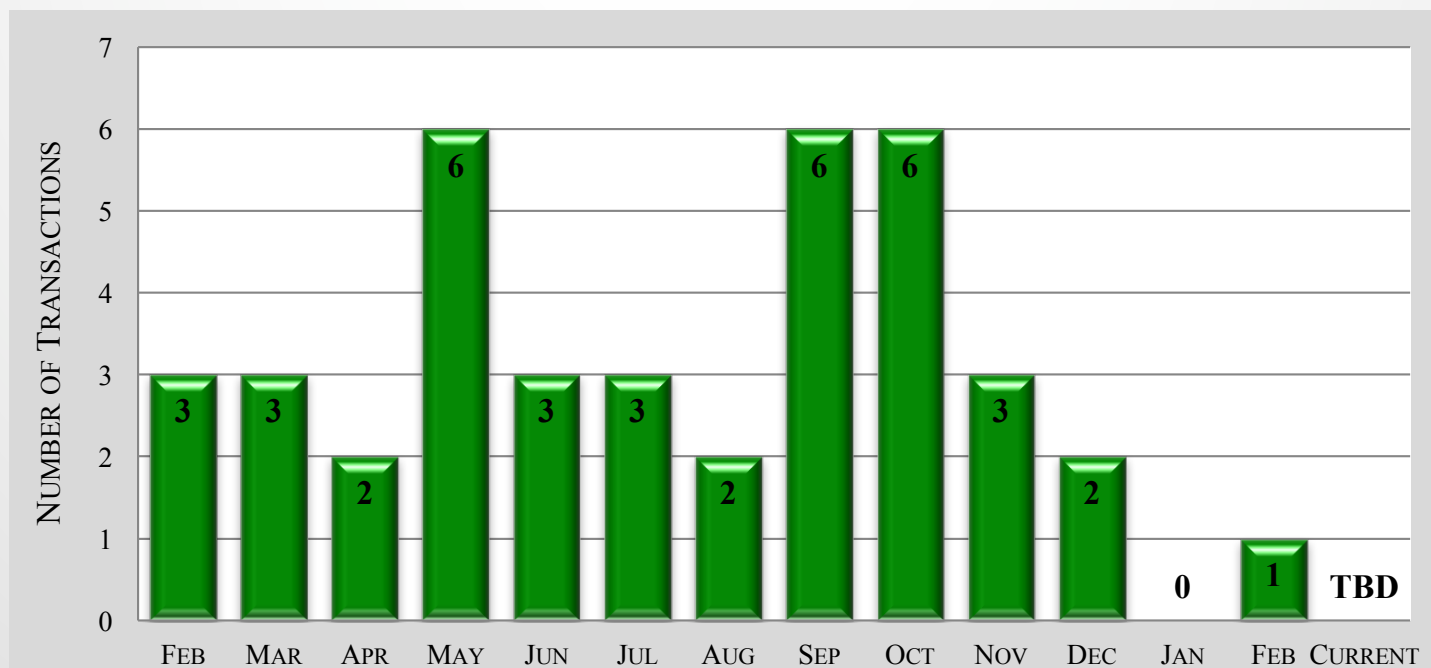
## GULFSTREAM G550 – 12 MONTH FOR SALE INVENTORY HISTORY



## GULFSTREAM G550 – 12 MONTH ASKING PRICE TREND



## GULFSTREAM G550 – 12 MONTH TRANSACTION HISTORY





### GULFSTREAM G550 – AIRCRAFT BLUE BOOK VALUATIONS

YEAR	AVERAGE RETAIL	AVERAGE WHOLESALE	TREND
2003	\$13,000,000	\$11,538,000	NO CHANGE
2004	\$14,000,000	\$12,426,000	NO CHANGE
2005	\$15,000,000	\$13,313,000	NO CHANGE
2006	\$16,000,000	\$14,201,000	NO CHANGE
2007	\$17,000,000	\$15,088,000	NO CHANGE
2008	\$19,000,000	\$16,863,000	NO CHANGE
2009	\$21,000,000	\$18,639,000	NO CHANGE
2010	\$24,000,000	\$21,301,000	NO CHANGE
2011	\$27,000,000	\$23,964,000	NO CHANGE
2012	\$30,000,000	\$26,627,000	NO CHANGE
2013	\$33,000,000	\$29,289,000	NO CHANGE
2014	\$35,000,000	\$31,064,000	-\$888,000
2015	\$38,000,000	\$33,727,000	-\$887,000
2016	\$41,000,000	\$36,390,000	-\$887,000
2017	\$55,000,000	\$48,815,000	-\$5,769,000

*The above data is valid from January through March*

### GULFSTREAM G550 – VREF VALUATIONS

YEAR	AVERAGE RETAIL	AVERAGE WHOLESALE	TREND
2003	\$15,500,000	\$13,733,000	NO CHANGE
2004	\$15,700,000	\$13,910,200	NO CHANGE
2005	\$16,000,000	\$14,176,000	NO CHANGE
2006	\$16,500,000	\$15,081,000	NO CHANGE
2007	\$17,500,000	\$15,505,000	NO CHANGE
2008	\$18,500,000	\$16,428,000	NO CHANGE
2009	\$21,000,000	\$18,648,000	NO CHANGE
2010	\$23,500,000	\$20,915,000	NO CHANGE
2011	\$25,000,000	\$22,250,000	NO CHANGE
2012	\$27,000,000	\$24,030,000	NO CHANGE
2013	\$29,000,000	\$25,810,000	NO CHANGE
2014	\$32,000,000	\$28,480,000	NO CHANGE
2015	\$34,000,000	\$30,260,000	NO CHANGE
2016	\$41,000,000	\$39,900,000	-\$1,000,000
2017	\$50,000,000	\$45,000,000	-\$11,500,000

*The above data is valid from January through March*

### GULFSTREAM G550 MARKET DETAILS AS OF FEBRUARY 2018 ARRANGED BY YEAR

YEAR	DAYS ON MARKET	ASK PRICE	AIRFRAME TOTAL TIME	LOCATION
2005	1	\$14,950,000	7,998	Europe
2006	650	\$11,995,000	10,962	U.S.A.
2006	20	\$21,000,000	4,653	U.S.A.
2006	50	\$24,750,000	3,120	Asia
2007	134	\$20,000,000	5,312	U.S.A.
2010	230	\$22,750,000	4,193	U.S.A.
2010	329	\$22,750,000	3,183	U.S.A.
2010	113	\$23,500,000	2,070	Europe
2010	402	\$28,950,000	814	Asia
2010	232	\$29,900,000	2,055	Asia
2011	308	\$27,500,000	1,985	S. America
2011	173	\$24,850,000	3,154	U.S.A.
2011	35	\$26,950,000	2,808	U.S.A.
2013	134	\$32,295,000	1,750	Europe
2013	1	\$29,900,000	2,050	Asia
2013	445	\$33,750,000	1,675	Middle East
2014	63	\$34,000,000	1,243	Asia
2017	11	\$36,000,000	850	U.S.A.

## GULFSTREAM G550 MARKET DETAILS AS OF FEBRUARY 2018 ARRANGED BY DAYS ON MARKET

YEAR	DAYS ON MARKET	ASK PRICE	AIRFRAME TOTAL TIME	LOCATION
2005	1	\$14,950,000	7,998	Europe
2013	1	\$29,900,000	2,050	Asia
2017	11	\$36,000,000	850	U.S.A.
2006	20	\$21,000,000	4,653	U.S.A.
2011	35	\$26,950,000	2,808	U.S.A.
2006	50	\$24,750,000	3,120	Asia
2014	63	\$34,000,000	1,243	Asia
2010	113	\$23,500,000	2,070	Europe
2007	134	\$20,000,000	5,312	U.S.A.
2013	134	\$32,295,000	1,750	Europe
2011	173	\$24,850,000	3,154	U.S.A.
2010	230	\$22,750,000	4,193	U.S.A.
2010	232	\$29,900,000	2,055	Asia
2011	308	\$27,500,000	1,985	S. America
2010	329	\$22,750,000	3,183	U.S.A.
2010	402	\$28,950,000	814	Asia
2013	445	\$33,750,000	1,675	Middle East
2006	650	\$11,995,000	10,962	U.S.A.



## GULFSTREAM G550 MARKET DETAILS AS OF FEBRUARY 2018 ARRANGED BY ASKING PRICE

YEAR	DAYS ON MARKET	ASK PRICE	AIRFRAME TOTAL TIME	LOCATION
2006	650	\$11,995,000	10,962	U.S.A.
2005	1	\$14,950,000	7,998	Europe
2007	134	\$20,000,000	5,312	U.S.A.
2006	20	\$21,000,000	4,653	U.S.A.
2010	329	\$22,750,000	3,183	U.S.A.
2010	230	\$22,750,000	4,193	U.S.A.
2010	113	\$23,500,000	2,070	Europe
2006	50	\$24,750,000	3,120	Asia
2011	173	\$24,850,000	3,154	U.S.A.
2011	35	\$26,950,000	2,808	U.S.A.
2011	308	\$27,500,000	1,985	S. America
2010	402	\$28,950,000	814	Asia
2013	1	\$29,900,000	2,050	Asia
2010	232	\$29,900,000	2,055	Asia
2013	134	\$32,295,000	1,750	Europe
2013	445	\$33,750,000	1,675	Middle East
2014	63	\$34,000,000	1,243	Asia
2017	11	\$36,000,000	850	U.S.A.

**GULFSTREAM G550 MARKET DETAILS AS OF FEBRUARY 2018  
ARRANGED BY TOTAL TIME ON AIRFRAME**

YEAR	DAYS ON MARKET	ASK PRICE	AIRFRAME TOTAL TIME	LOCATION
2010	402	\$28,950,000	814	Asia
2017	11	\$36,000,000	850	U.S.A.
2014	63	\$34,000,000	1,243	Asia
2013	445	\$33,750,000	1,675	Middle East
2013	134	\$32,295,000	1,750	Europe
2011	308	\$27,500,000	1,985	S. America
2013	1	\$29,900,000	2,050	Asia
2010	232	\$29,900,000	2,055	Asia
2010	113	\$23,500,000	2,070	Europe
2011	35	\$26,950,000	2,808	U.S.A.
2006	50	\$24,750,000	3,120	Asia
2011	173	\$24,850,000	3,154	U.S.A.
2010	329	\$22,750,000	3,183	U.S.A.
2010	230	\$22,750,000	4,193	U.S.A.
2006	20	\$21,000,000	4,653	U.S.A.
2007	134	\$20,000,000	5,312	U.S.A.
2005	1	\$14,950,000	7,998	Europe
2006	650	\$11,995,000	10,962	U.S.A.

## GULFSTREAM G550 MARKET DETAILS AS OF FEBRUARY 2018 ARRANGED BY LOCATION

YEAR	DAYS ON MARKET	ASK PRICE	AIRFRAME TOTAL TIME	LOCATION
2006	50	\$24,750,000	3,120	Asia
2010	402	\$28,950,000	814	Asia
2010	232	\$29,900,000	2,055	Asia
2013	1	\$29,900,000	2,050	Asia
2014	63	\$34,000,000	1,243	Asia
2005	1	\$14,950,000	7,998	Europe
2010	113	\$23,500,000	2,070	Europe
2013	134	\$32,295,000	1,750	Europe
2013	445	\$33,750,000	1,675	Middle East
2011	308	\$27,500,000	1,985	S. America
2006	650	\$11,995,000	10,962	U.S.A.
2006	20	\$21,000,000	4,653	U.S.A.
2007	134	\$20,000,000	5,312	U.S.A.
2010	230	\$22,750,000	4,193	U.S.A.
2010	329	\$22,750,000	3,183	U.S.A.
2011	173	\$24,850,000	3,154	U.S.A.
2011	35	\$26,950,000	2,808	U.S.A.
2017	11	\$36,000,000	850	U.S.A.

### GULFSTREAM G550 MARKET DETAILS AS OF FEBRUARY 2018

#### RECENT CHANGES TO FOR-SALE INVENTORY

YEAR	DAYS ON MARKET	ASK PRICE	AIRFRAME TOTAL TIME	LOCATION	STATUS
<i>2004</i>	<i>635</i>	<i>\$14,500,000</i>	<i>3,515</i>	<i>U.S.A.</i>	<i>Withdrawn 2018-02</i>
<i>2007</i>	<i>398</i>	<i>\$19,000,000</i>	<i>3,877</i>	<i>Europe</i>	<i>Deal Pending 2018-02</i>
<i>2008</i>	<i>309</i>	<i>\$19,700,000</i>	<i>2,241</i>	<i>Europe</i>	<i>Sold 2018-03</i>
<i>2010</i>	<i>252</i>	<i>\$23,995,000</i>	<i>2,952</i>	<i>U.S.A.</i>	<i>Sold 2018-02</i>
<i>2011</i>	<i>95</i>	<i>\$25,900,000</i>	<i>2,753</i>	<i>U.S.A.</i>	<i>Sold 2018-04</i>
<i>2013</i>	<i>114</i>	<i>\$31,500,000</i>	<i>2,276</i>	<i>U.S.A.</i>	<i>Sold 2018-03</i>

#### **Disclaimer**

*Market changes are based on responses from sellers and agents. These changes have been reported, but not yet confirmed. Altus Aviation offers the details of these aircraft in good faith but cannot guarantee or warrant the accuracy of this information nor warrant the condition of the aircraft. A buyer should instruct his agents, or his surveyors, to investigate such details as the buyer desires validated. These aircraft are offered subject to prior sale, price change, or withdrawal without notice.*



The disclosures contained in research documents produced by Altus Aviation shall be governed by and construed in accordance with U.S. law. Altus Aviation specifically prohibits the redistribution of this document in whole or in part without the written permission of Altus Aviation and therefore Altus Aviation accepts no liability whatsoever for the actions of third parties in this respect. Images may depict objects or elements that are protected by third party copyright, trademarks and other intellectual property rights. © Altus Aviation 2016. All rights reserved.