



# GULFSTREAM G550 MARKET OVERVIEW

## JANUARY 2018



## GULFSTREAM G550 MARKET OVERVIEW JANUARY 2018

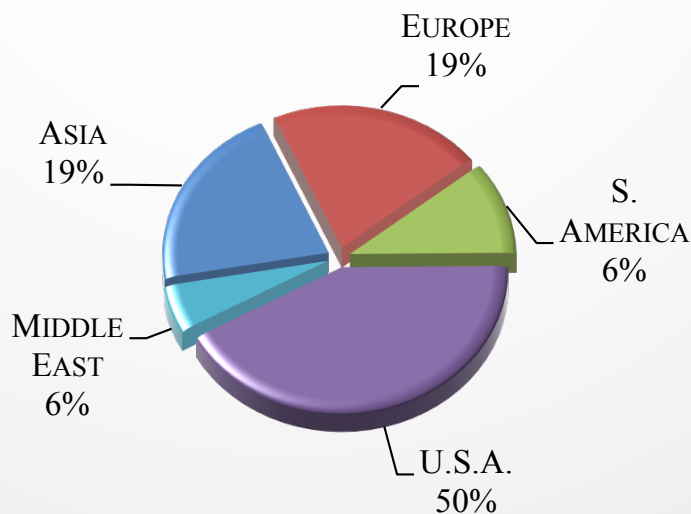
Currently, there are 16 G550s for sale of 558 aircraft, representing 3% of the active fleet.

### CURRENT GULFSTREAM G550 MARKET SUMMARY

AIRCRAFT SUMMARY	LOW	HIGH	AVERAGE
ASKING PRICE	\$13,995,000	\$34,000,000	\$25,107,000
AIRFRAME TOTAL TIME	1,243	10,962	3,196
MANUFACTURE YEAR	2004	2014	2010
DAYS ON MARKET	16	630	225

*FIGURES BASED ON ASKING PRICES, NOT SALES PRICES. BASED ON 16 AIRCRAFT PRICES AND 16 AIRCRAFT FOR SALE*

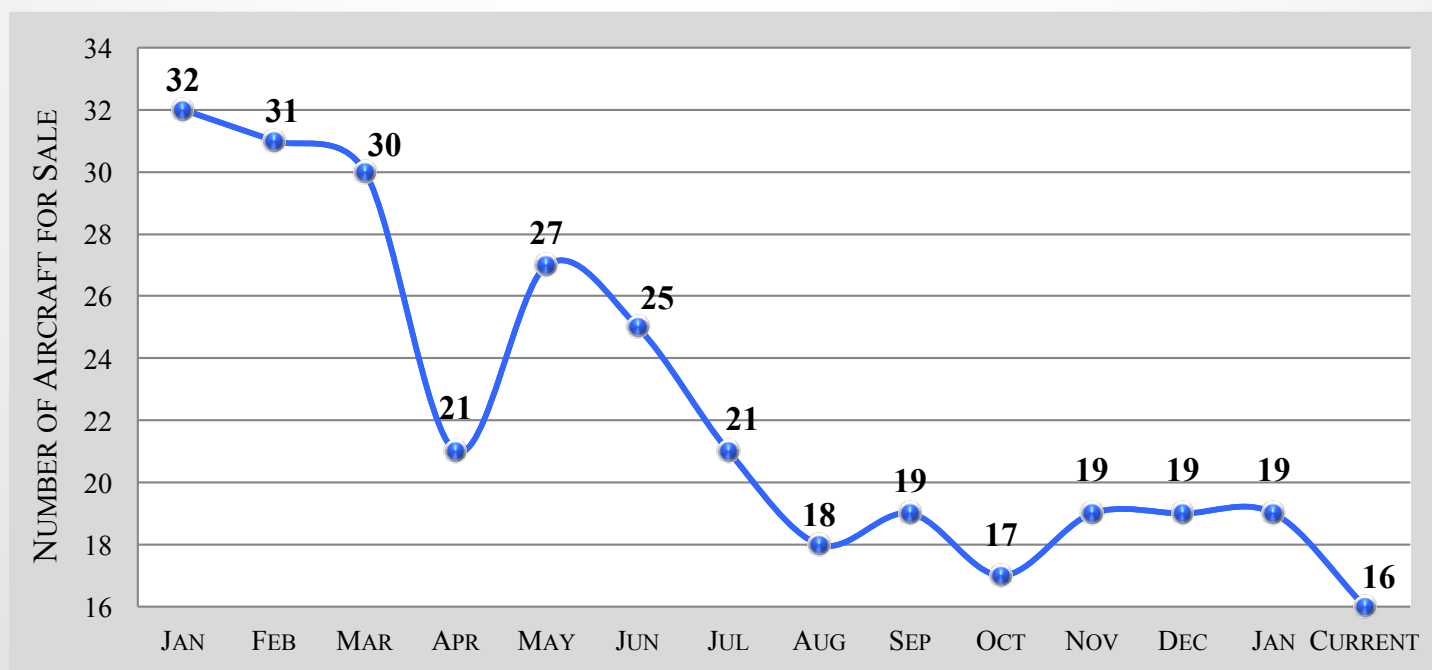
### CURRENT GULFSTREAM G550 MARKET BY SELLER LOCATION



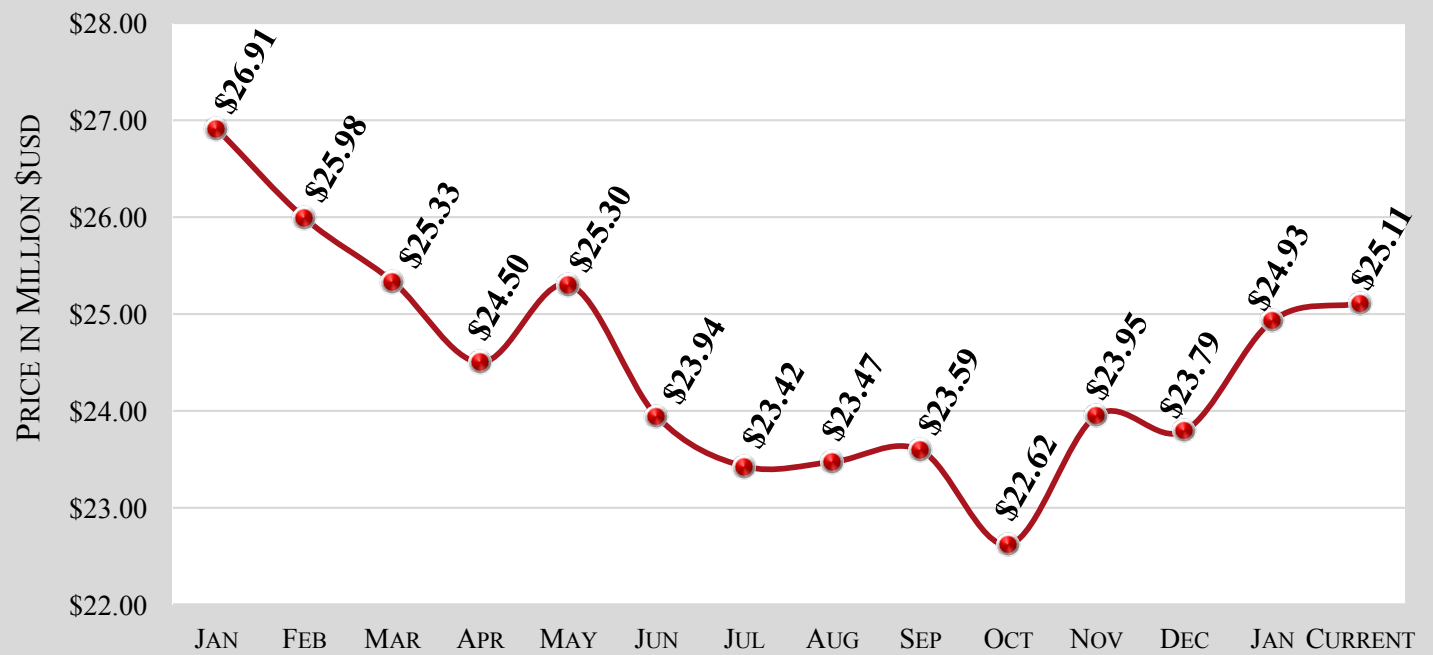
## GULFSTREAM G550 – 6 MONTH MARKET HISTORY

MONTH	SEPT	OCT	NOV	DEC	JAN	CURRENT	AVERAGE
AVERAGE ASK PRICE	\$23.6M	\$22.6M	\$24.0M	\$23.8M	\$24.9M	\$25.1M	\$24.0M
NUMBER FOR SALE	19	17	19	19	19	16	18
ACTIVE FLEET	547	547	549	550	550	558	550
PERCENTAGE FOR SALE	3%	3%	3%	3%	3%	3%	3%
AVERAGE YEAR	2009	2009	2009	2009	2010	2010	2009
AVERAGE DAYS ON MARKET	281	305	246	265	235	225	260
AVERAGE AIRFRAME TIME	3,474	3,786	3,375	3,455	3,042	3,196	3,387
TRANSACTIONS	6	6	3	2	0	TBD	17 TOTAL

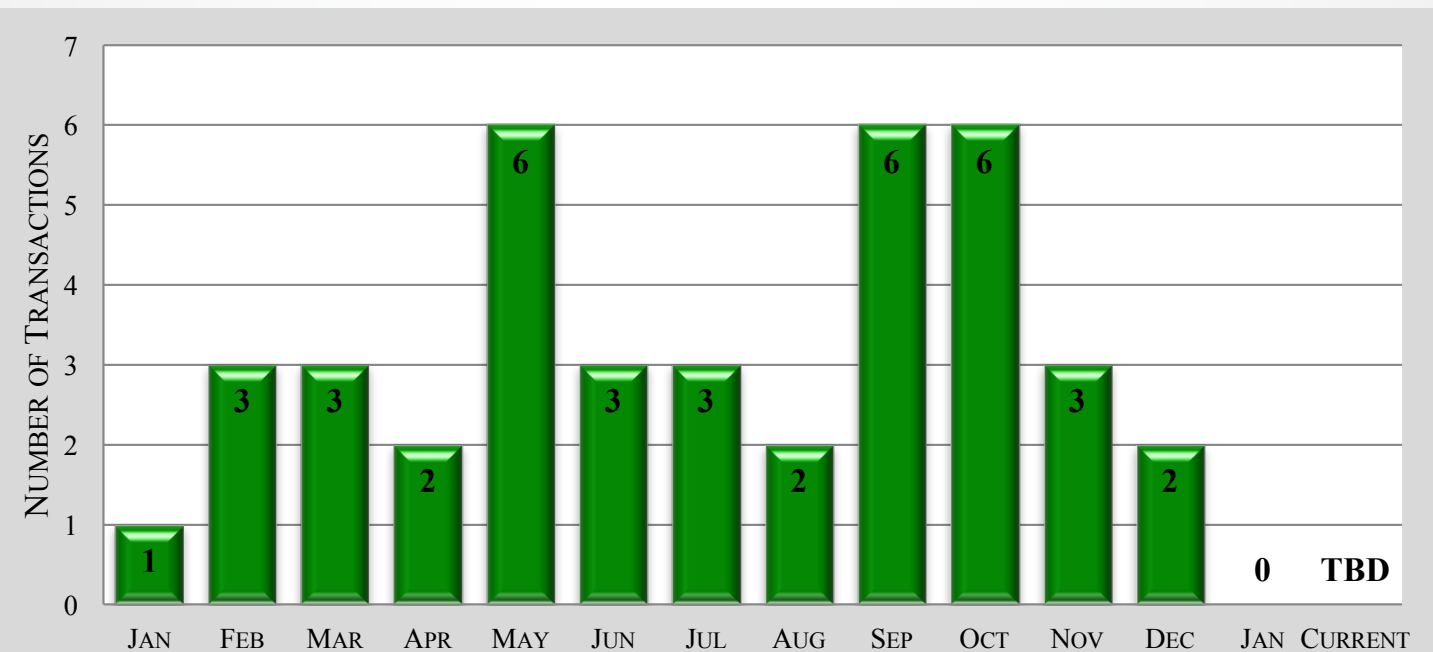
## GULFSTREAM G550 – 12 MONTH FOR SALE INVENTORY HISTORY



## GULFSTREAM G550 – 12 MONTH ASKING PRICE TREND



## GULFSTREAM G550 – 12 MONTH TRANSACTION HISTORY





## GULFSTREAM G550 – AIRCRAFT BLUE BOOK VALUATIONS

YEAR	AVERAGE RETAIL	AVERAGE WHOLESALE	TREND
2003	\$13,000,000	\$11,538,000	NO CHANGE
2004	\$14,000,000	\$12,426,000	NO CHANGE
2005	\$15,000,000	\$13,313,000	NO CHANGE
2006	\$16,000,000	\$14,201,000	NO CHANGE
2007	\$17,000,000	\$15,088,000	NO CHANGE
2008	\$19,000,000	\$16,863,000	NO CHANGE
2009	\$21,000,000	\$18,639,000	NO CHANGE
2010	\$24,000,000	\$21,301,000	NO CHANGE
2011	\$27,000,000	\$23,964,000	NO CHANGE
2012	\$30,000,000	\$26,627,000	NO CHANGE
2013	\$33,000,000	\$29,289,000	NO CHANGE
2014	\$35,000,000	\$31,064,000	-\$888,000
2015	\$38,000,000	\$33,727,000	-\$887,000
2016	\$41,000,000	\$36,390,000	-\$887,000
2017	\$55,000,000	\$48,815,000	-\$5,769,000

*The above data is valid from January through March*

### GULFSTREAM G550 – VREF VALUATIONS

YEAR	AVERAGE RETAIL	AVERAGE WHOLESALE	TREND
2003	\$15,500,000	\$13,733,000	NO CHANGE
2004	\$15,700,000	\$13,910,200	NO CHANGE
2005	\$16,000,000	\$14,176,000	NO CHANGE
2006	\$16,500,000	\$15,081,000	NO CHANGE
2007	\$17,500,000	\$15,505,000	NO CHANGE
2008	\$18,500,000	\$16,428,000	NO CHANGE
2009	\$21,000,000	\$18,648,000	NO CHANGE
2010	\$23,500,000	\$20,915,000	NO CHANGE
2011	\$25,000,000	\$22,250,000	NO CHANGE
2012	\$27,000,000	\$24,030,000	NO CHANGE
2013	\$29,000,000	\$25,810,000	NO CHANGE
2014	\$32,000,000	\$28,480,000	NO CHANGE
2015	\$34,000,000	\$30,260,000	NO CHANGE
2016	\$41,000,000	\$39,900,000	-\$1,000,000
2017	\$50,000,000	\$45,000,000	-\$11,500,000

*The above data is valid from January through March*

### GULFSTREAM G550 MARKET DETAILS AS OF JANUARY 2018 ARRANGED BY YEAR

YEAR	DAYS ON MARKET	ASK PRICE	AIRFRAME TOTAL TIME	LOCATION
2004	615	\$14,500,000	3,515	U.S.A.
2006	630	\$13,995,000	10,962	U.S.A.
2006	31	\$24,750,000	3,120	Asia
2007	115	\$16,500,000	5,312	U.S.A.
2008	309	\$19,700,000	2,241	Europe
2009	289	\$27,500,000	1,985	S. America
2010	211	\$22,775,000	4,193	U.S.A.
2010	309	\$22,750,000	3,183	U.S.A.
2010	94	\$23,500,000	2,070	Europe
2010	213	\$29,900,000	2,055	Asia
2011	76	\$25,900,000	2,753	U.S.A.
2011	16	\$26,950,000	2,808	U.S.A.
2013	115	\$33,750,000	1,750	Europe
2013	114	\$31,500,000	2,276	U.S.A.
2013	425	\$33,750,000	1,675	Middle East
2014	44	\$34,000,000	1,243	Asia

## GULFSTREAM G550 MARKET DETAILS AS OF JANUARY 2018

### ARRANGED BY DAYS ON MARKET

YEAR	DAYS ON MARKET	ASK PRICE	AIRFRAME TOTAL TIME	LOCATION
2011	16	\$26,950,000	2,808	U.S.A.
2006	31	\$24,750,000	3,120	Asia
2014	44	\$34,000,000	1,243	Asia
2011	76	\$25,900,000	2,753	U.S.A.
2010	94	\$23,500,000	2,070	Europe
2013	114	\$31,500,000	2,276	U.S.A.
2007	115	\$16,500,000	5,312	U.S.A.
2013	115	\$33,750,000	1,750	Europe
2010	211	\$22,775,000	4,193	U.S.A.
2010	213	\$29,900,000	2,055	Asia
2009	289	\$27,500,000	1,985	S. America
2008	309	\$19,700,000	2,241	Europe
2010	309	\$22,750,000	3,183	U.S.A.
2013	425	\$33,750,000	1,675	Middle East
2004	615	\$14,500,000	3,515	U.S.A.
2006	630	\$13,995,000	10,962	U.S.A.



## GULFSTREAM G550 MARKET DETAILS AS OF JANUARY 2018 ARRANGED BY ASKING PRICE

YEAR	DAYS ON MARKET	ASK PRICE	AIRFRAME TOTAL TIME	LOCATION
2006	630	\$13,995,000	10,962	U.S.A.
2004	615	\$14,500,000	3,515	U.S.A.
2007	115	\$16,500,000	5,312	U.S.A.
2008	309	\$19,700,000	2,241	Europe
2010	309	\$22,750,000	3,183	U.S.A.
2010	211	\$22,775,000	4,193	U.S.A.
2010	94	\$23,500,000	2,070	Europe
2006	31	\$24,750,000	3,120	Asia
2011	76	\$25,900,000	2,753	U.S.A.
2011	16	\$26,950,000	2,808	U.S.A.
2009	289	\$27,500,000	1,985	S. America
2010	213	\$29,900,000	2,055	Asia
2013	114	\$31,500,000	2,276	U.S.A.
2013	115	\$33,750,000	1,750	Europe
2013	425	\$33,750,000	1,675	Middle East
2014	44	\$34,000,000	1,243	Asia

### GULFSTREAM G550 MARKET DETAILS AS OF JANUARY 2018 ARRANGED BY TOTAL TIME ON AIRFRAME

YEAR	DAYS ON MARKET	ASK PRICE	AIRFRAME TOTAL TIME	LOCATION
2014	44	\$34,000,000	1,243	Asia
2013	425	\$33,750,000	1,675	Middle East
2013	115	\$33,750,000	1,750	Europe
2009	289	\$27,500,000	1,985	S. America
2010	213	\$29,900,000	2,055	Asia
2010	94	\$23,500,000	2,070	Europe
2008	309	\$19,700,000	2,241	Europe
2013	114	\$31,500,000	2,276	U.S.A.
2011	76	\$25,900,000	2,753	U.S.A.
2011	16	\$26,950,000	2,808	U.S.A.
2006	31	\$24,750,000	3,120	Asia
2010	309	\$22,750,000	3,183	U.S.A.
2004	615	\$14,500,000	3,515	U.S.A.
2010	211	\$22,775,000	4,193	U.S.A.
2007	115	\$16,500,000	5,312	U.S.A.
2006	630	\$13,995,000	10,962	U.S.A.

## GULFSTREAM G550 MARKET DETAILS AS OF JANUARY 2018

### ARRANGED BY LOCATION

YEAR	DAYS ON MARKET	ASK PRICE	AIRFRAME TOTAL TIME	LOCATION
2014	44	\$34,000,000	1,243	Asia
2010	213	\$29,900,000	2,055	Asia
2006	31	\$24,750,000	3,120	Asia
2013	115	\$33,750,000	1,750	Europe
2010	94	\$23,500,000	2,070	Europe
2008	309	\$19,700,000	2,241	Europe
2013	425	\$33,750,000	1,675	Middle East
2009	289	\$27,500,000	1,985	S. America
2013	114	\$31,500,000	2,276	U.S.A.
2011	76	\$25,900,000	2,753	U.S.A.
2011	16	\$26,950,000	2,808	U.S.A.
2010	309	\$22,750,000	3,183	U.S.A.
2004	615	\$14,500,000	3,515	U.S.A.
2010	211	\$22,775,000	4,193	U.S.A.
2007	115	\$16,500,000	5,312	U.S.A.
2006	630	\$13,995,000	10,962	U.S.A.

## GULFSTREAM G550 MARKET DETAILS AS OF JANUARY 2018

### RECENT CHANGES TO FOR-SALE INVENTORY

YEAR	DAYS ON MARKET	ASK PRICE	AIRFRAME TOTAL TIME	LOCATION	STATUS
2007	379	\$19,000,000	3,877	Europe	Deal Pending 2018-02
2010	252	\$23,995,000	2,952	U.S.A.	Sold 2018-02
2010	342	\$28,950,000	814	Asia	Withdrawn 2018-01
2011	154	\$25,950,000	3,154	U.S.A.	Withdrawn 2018-02

#### Disclaimer

Market changes are based on responses from sellers and agents. These changes have been reported, but not yet confirmed. Altus Aviation offers the details of these aircraft in good faith but cannot guarantee or warrant the accuracy of this information nor warrant the condition of the aircraft. A buyer should instruct his agents, or his surveyors, to investigate such details as the buyer desires validated. These aircraft are offered subject to prior sale, price change, or withdrawal without notice.



The disclosures contained in research documents produced by Altus Aviation shall be governed by and construed in accordance with U.S. law. Altus Aviation specifically prohibits the redistribution of this document in whole or in part without the written permission of Altus Aviation and therefore Altus Aviation accepts no liability whatsoever for the actions of third parties in this respect. Images may depict objects or elements that are protected by third party copyright, trademarks and other intellectual property rights. © Altus Aviation 2016. All rights reserved.