



# GULFSTREAM G550 MARKET OVERVIEW

## DECEMBER 2017



## GULFSTREAM G550 MARKET OVERVIEW

### DECEMBER 2017

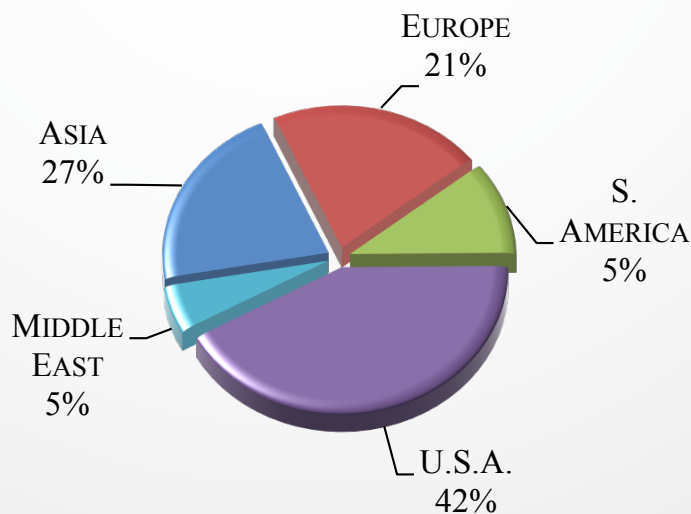
Currently, there are 19 G550s for sale of 550 aircraft, representing 3% of the active fleet.

### CURRENT GULFSTREAM G550 MARKET SUMMARY

AIRCRAFT SUMMARY	LOW	HIGH	AVERAGE
ASKING PRICE	\$13,995,000	\$34,000,000	\$24,931,000
AIRFRAME TOTAL TIME	814	10,938	3,042
MANUFACTURE YEAR	2004	2014	2010
DAYS ON MARKET	5	586	235

*FIGURES BASED ON ASKING PRICES, NOT SALES PRICES. BASED ON 19 AIRCRAFT PRICES AND 19 AIRCRAFT FOR SALE*

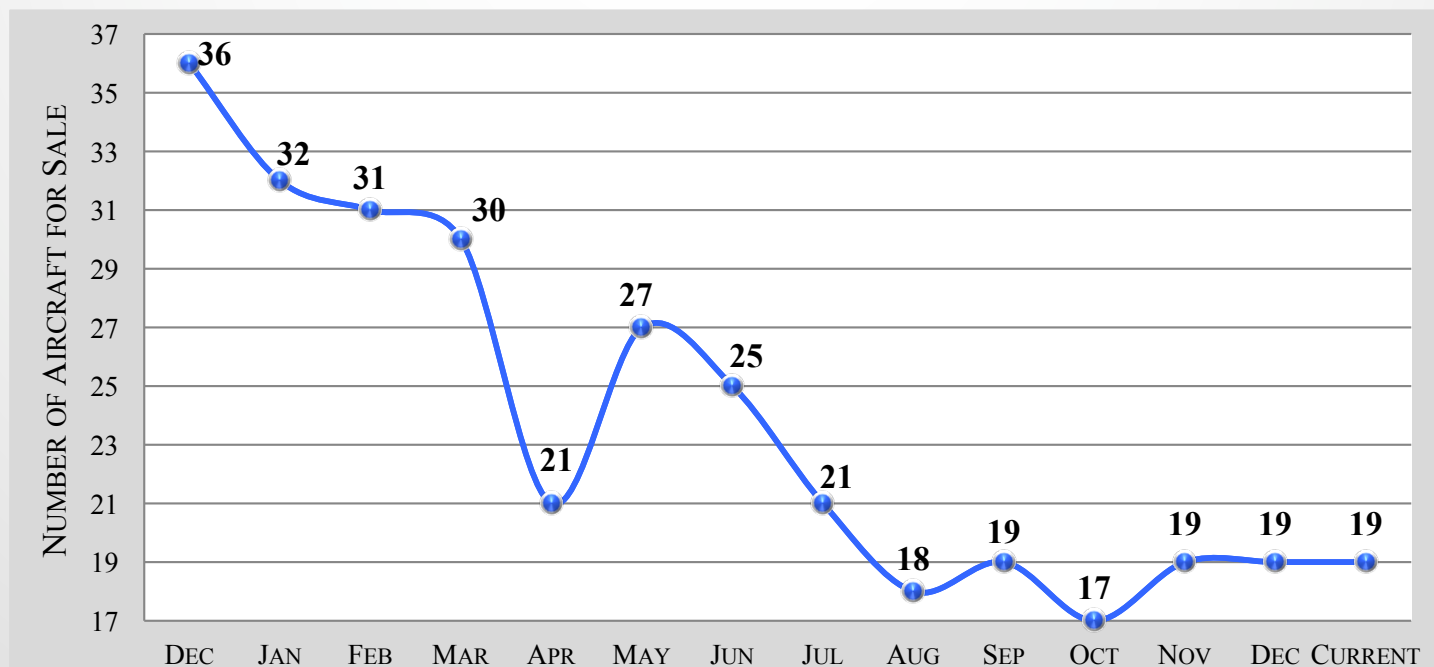
### CURRENT GULFSTREAM G550 MARKET BY SELLER LOCATION



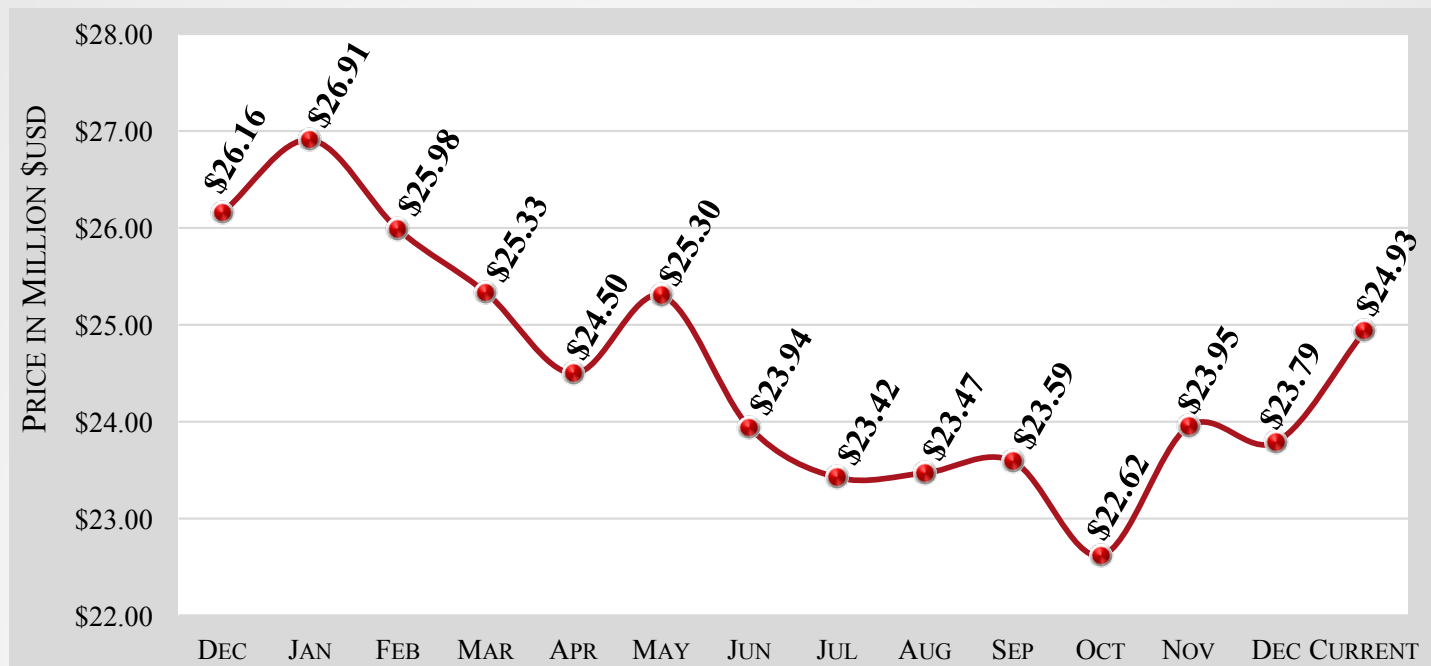
## GULFSTREAM G550 – 6 MONTH MARKET HISTORY

MONTH	AUG	SEPT	OCT	NOV	DEC	CURRENT	AVERAGE
AVERAGE ASK PRICE	\$23.5M	\$23.6M	\$22.6M	\$24.0M	\$23.8M	\$24.9M	\$23.7M
NUMBER FOR SALE	18	19	17	19	19	19	19
ACTIVE FLEET	546	547	547	549	550	550	548
PERCENTAGE FOR SALE	3%	3%	3%	3%	3%	3%	3%
AVERAGE YEAR	2008	2009	2009	2009	2009	2010	2009
AVERAGE DAYS ON MARKET	274	281	305	246	265	235	268
AVERAGE AIRFRAME TIME	3,498	3,474	3,786	3,375	3,455	3,042	3,438
TRANSACTIONS	2	6	6	3	2	TBD	19 TOTAL

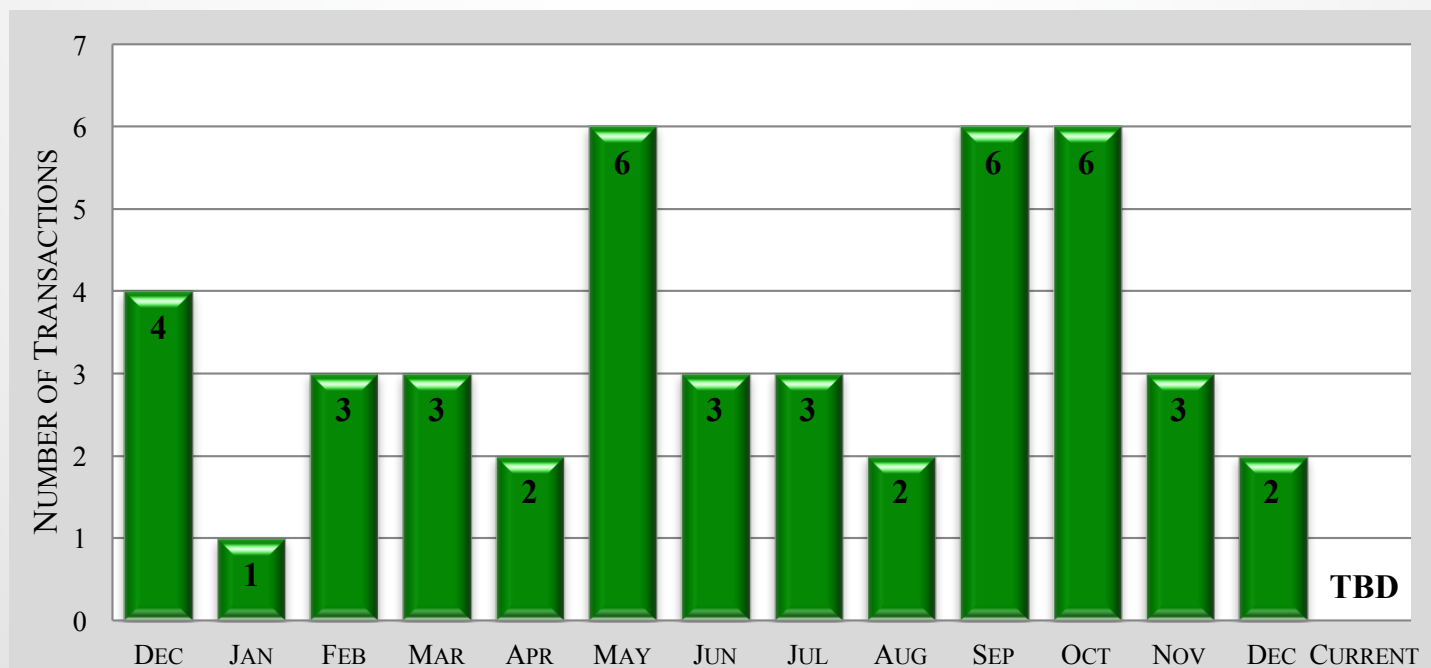
## GULFSTREAM G550 – 12 MONTH FOR SALE INVENTORY HISTORY



## GULFSTREAM G550 – 12 MONTH ASKING PRICE TREND



## GULFSTREAM G550 – 12 MONTH TRANSACTION HISTORY





## GULFSTREAM G550 – AIRCRAFT BLUE BOOK VALUATIONS

YEAR	AVERAGE RETAIL	AVERAGE WHOLESALE	TREND
2003	\$13,000,000	\$11,538,000	NO CHANGE
2004	\$14,000,000	\$12,426,000	NO CHANGE
2005	\$15,000,000	\$13,313,000	NO CHANGE
2006	\$16,000,000	\$14,201,000	NO CHANGE
2007	\$17,000,000	\$15,088,000	-\$1,775,000
2008	\$19,000,000	\$16,863,000	-\$888,000
2009	\$21,000,000	\$18,639,000	-\$887,000
2010	\$24,000,000	\$21,301,000	-\$888,000
2011	\$27,000,000	\$23,964,000	-\$1,775,000
2012	\$30,000,000	\$26,627,000	-\$887,000
2013	\$33,000,000	\$29,289,000	NO CHANGE
2014	\$36,000,000	\$31,952,000	-\$887,000
2015	\$39,000,000	\$34,614,000	-\$2,663,000
2016	\$42,000,000	\$37,277,000	-\$4,438,000
2017	\$61,500,000	\$54,584,000	NO CHANGE

*The above data is valid from October through December*

### GULFSTREAM G550 – VREF VALUATIONS

YEAR	AVERAGE RETAIL	AVERAGE WHOLESALE	TREND
2003	\$15,500,000	\$13,733,000	-\$500,000
2004	\$15,700,000	\$13,910,200	-\$500,000
2005	\$16,000,000	\$14,176,000	-\$500,000
2006	\$16,500,000	\$15,081,000	-\$500,000
2007	\$17,500,000	\$15,505,000	-\$500,000
2008	\$18,500,000	\$16,428,000	-\$500,000
2009	\$21,000,000	\$18,648,000	-\$500,000
2010	\$23,500,000	\$20,915,000	-\$500,000
2011	\$25,000,000	\$22,250,000	-\$1,000,000
2012	\$27,000,000	\$24,030,000	-\$1,000,000
2013	\$29,000,000	\$25,810,000	-\$1,000,000
2014	\$32,000,000	\$28,480,000	-\$1,500,000
2015	\$34,000,000	\$30,260,000	-\$1,500,000
2016	\$42,000,000	\$37,800,000	-\$1,000,000
2017	\$61,500,000	\$55,350,000	NO CHANGE

*The above data is valid from October through December*

### GULFSTREAM G550 MARKET DETAILS AS OF DECEMBER 2017 ARRANGED BY YEAR

YEAR	DAYS ON MARKET	ASK PRICE	AIRFRAME TOTAL TIME	LOCATION
2004	571	\$14,500,000	3,515	U.S.A.
2006	586	\$13,995,000	10,938	U.S.A.
2007	71	\$16,500,000	5,312	U.S.A.
2007	335	\$19,000,000	3,877	Europe
2008	265	\$19,700,000	2,241	Europe
2009	245	\$27,500,000	1,985	S. America
2009	40	\$24,900,000	1,243	Asia
2010	252	\$23,995,000	2,952	U.S.A.
2010	167	\$23,950,000	4,153	U.S.A.
2010	265	\$23,950,000	3,120	U.S.A.
2010	50	\$23,500,000	1,963	Europe
2010	315	\$28,950,000	814	Asia
2010	169	\$29,900,000	2,967	Asia
2011	32	\$25,900,000	2,753	U.S.A.
2011	127	\$25,950,000	3,015	U.S.A.
2013	526	\$33,750,000	1,750	Europe
2013	70	\$30,000,000	2,276	Asia
2013	381	\$33,750,000	1,675	Middle East
2014	5	\$34,000,000	1,243	Asia

## GULFSTREAM G550 MARKET DETAILS AS OF DECEMBER 2017 ARRANGED BY DAYS ON MARKET

YEAR	DAYS ON MARKET	ASK PRICE	AIRFRAME TOTAL TIME	LOCATION
2014	5	\$34,000,000	1,243	Asia
2011	32	\$25,900,000	2,753	U.S.A.
2009	40	\$24,900,000	1,243	Asia
2010	50	\$23,500,000	1,963	Europe
2013	70	\$30,000,000	2,276	Asia
2007	71	\$16,500,000	5,312	U.S.A.
2011	127	\$25,950,000	3,015	U.S.A.
2010	167	\$23,950,000	4,153	U.S.A.
2010	169	\$29,900,000	2,967	Asia
2009	245	\$27,500,000	1,985	S. America
2010	252	\$23,995,000	2,952	U.S.A.
2008	265	\$19,700,000	2,241	Europe
2010	265	\$23,950,000	3,120	U.S.A.
2010	315	\$28,950,000	814	Asia
2007	335	\$19,000,000	3,877	Europe
2013	381	\$33,750,000	1,675	Middle East
2013	526	\$33,750,000	1,750	Europe
2004	571	\$14,500,000	3,515	U.S.A.
2006	586	\$13,995,000	10,938	U.S.A.



## GULFSTREAM G550 MARKET DETAILS AS OF DECEMBER 2017 ARRANGED BY ASKING PRICE

YEAR	DAYS ON MARKET	ASK PRICE	AIRFRAME TOTAL TIME	LOCATION
2006	586	\$13,995,000	10,938	U.S.A.
2004	571	\$14,500,000	3,515	U.S.A.
2007	71	\$16,500,000	5,312	U.S.A.
2007	335	\$19,000,000	3,877	Europe
2008	265	\$19,700,000	2,241	Europe
2010	50	\$23,500,000	1,963	Europe
2010	167	\$23,950,000	4,153	U.S.A.
2010	265	\$23,950,000	3,120	U.S.A.
2010	252	\$23,995,000	2,952	U.S.A.
2009	40	\$24,900,000	1,243	Asia
2011	32	\$25,900,000	2,753	U.S.A.
2011	127	\$25,950,000	3,015	U.S.A.
2009	245	\$27,500,000	1,985	S. America
2010	315	\$28,950,000	814	Asia
2010	169	\$29,900,000	2,967	Asia
2013	70	\$30,000,000	2,276	Asia
2013	381	\$33,750,000	1,675	Middle East
2013	526	\$33,750,000	1,750	Europe
2014	5	\$34,000,000	1,243	Asia

### GULFSTREAM G550 MARKET DETAILS AS OF DECEMBER 2017 ARRANGED BY TOTAL TIME ON AIRFRAME

YEAR	DAYS ON MARKET	ASK PRICE	AIRFRAME TOTAL TIME	LOCATION
2010	315	\$28,950,000	814	Asia
2009	40	\$24,900,000	1,243	Asia
2014	5	\$34,000,000	1,243	Asia
2013	381	\$33,750,000	1,675	Middle East
2013	526	\$33,750,000	1,750	Europe
2010	50	\$23,500,000	1,963	Europe
2009	245	\$27,500,000	1,985	S. America
2008	265	\$19,700,000	2,241	Europe
2013	70	\$30,000,000	2,276	Asia
2011	32	\$25,900,000	2,753	U.S.A.
2010	252	\$23,995,000	2,952	U.S.A.
2010	169	\$29,900,000	2,967	Asia
2011	127	\$25,950,000	3,015	U.S.A.
2010	265	\$23,950,000	3,120	U.S.A.
2004	571	\$14,500,000	3,515	U.S.A.
2007	335	\$19,000,000	3,877	Europe
2010	167	\$23,950,000	4,153	U.S.A.
2007	71	\$16,500,000	5,312	U.S.A.
2006	586	\$13,995,000	10,938	U.S.A.

## GULFSTREAM G550 MARKET DETAILS AS OF DECEMBER 2017 ARRANGED BY LOCATION

YEAR	DAYS ON MARKET	ASK PRICE	AIRFRAME TOTAL TIME	LOCATION
2010	315	\$28,950,000	814	Asia
2009	40	\$24,900,000	1,243	Asia
2014	5	\$34,000,000	1,243	Asia
2013	70	\$30,000,000	2,276	Asia
2010	169	\$29,900,000	2,967	Asia
2013	526	\$33,750,000	1,750	Europe
2010	50	\$23,500,000	1,963	Europe
2008	265	\$19,700,000	2,241	Europe
2007	335	\$19,000,000	3,877	Europe
2013	381	\$33,750,000	1,675	Middle East
2009	245	\$27,500,000	1,985	S. America
2011	32	\$25,900,000	2,753	U.S.A.
2010	252	\$23,995,000	2,952	U.S.A.
2011	127	\$25,950,000	3,015	U.S.A.
2010	265	\$23,950,000	3,120	U.S.A.
2004	571	\$14,500,000	3,515	U.S.A.
2010	167	\$23,950,000	4,153	U.S.A.
2007	71	\$16,500,000	5,312	U.S.A.
2006	586	\$13,995,000	10,938	U.S.A.



## GULFSTREAM G550 MARKET DETAILS AS OF DECEMBER 2017

### RECENT CHANGES TO FOR-SALE INVENTORY

YEAR	DAYS ON MARKET	ASK PRICE	AIRFRAME TOTAL TIME	LOCATION	STATUS
2011	32	\$26,250,000	2,611	S. America	Deal Pending 2018-01
2010	160	\$24,950,000	3,964	U.S.A.	Sold 2017-12
2010	211	\$29,995,000	1,607	U.S.A.	Sold 2017-12
2011	131	\$23,400,000	2,604	U.S.A.	Sold 2018-01

#### Disclaimer

Market changes are based on responses from sellers and agents. These changes have been reported, but not yet confirmed. Altus Aviation offers the details of these aircraft in good faith but cannot guarantee or warrant the accuracy of this information nor warrant the condition of the aircraft. A buyer should instruct his agents, or his surveyors, to investigate such details as the buyer desires validated. These aircraft are offered subject to prior sale, price change, or withdrawal without notice.



The disclosures contained in research documents produced by Altus Aviation shall be governed by and construed in accordance with U.S. law. Altus Aviation specifically prohibits the redistribution of this document in whole or in part without the written permission of Altus Aviation and therefore Altus Aviation accepts no liability whatsoever for the actions of third parties in this respect. Images may depict objects or elements that are protected by third party copyright, trademarks and other intellectual property rights. © Altus Aviation 2016. All rights reserved.