



GULFSTREAM G550 MARKET OVERVIEW

NOVEMBER 2017



GULFSTREAM G550 MARKET OVERVIEW NOVEMBER 2017

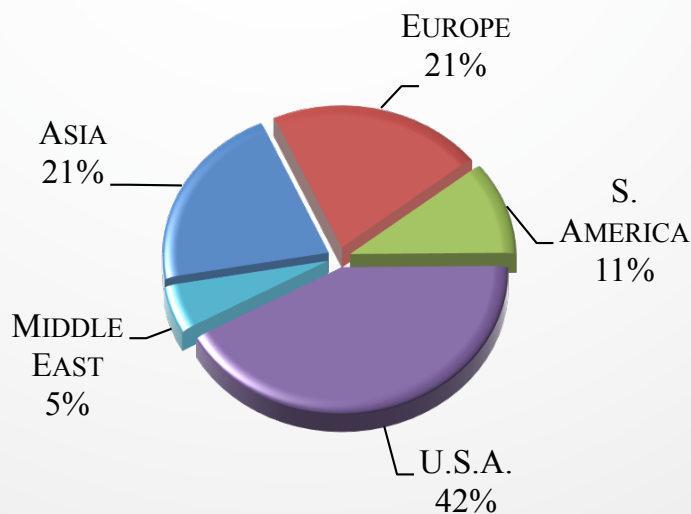
Currently, there are 19 G550s for sale of 550 aircraft, representing 3% of the active fleet.

CURRENT GULFSTREAM G550 MARKET SUMMARY

AIRCRAFT SUMMARY	LOW	HIGH	AVERAGE
ASKING PRICE	\$13,000,000	\$33,750,000	\$23,791,000
AIRFRAME TOTAL TIME	814	10,938	3,455
MANUFACTURE YEAR	2004	2013	2009
DAYS ON MARKET	18	819	263

FIGURES BASED ON ASKING PRICES, NOT SALES PRICES. BASED ON 19 AIRCRAFT PRICES AND 19 AIRCRAFT FOR SALE

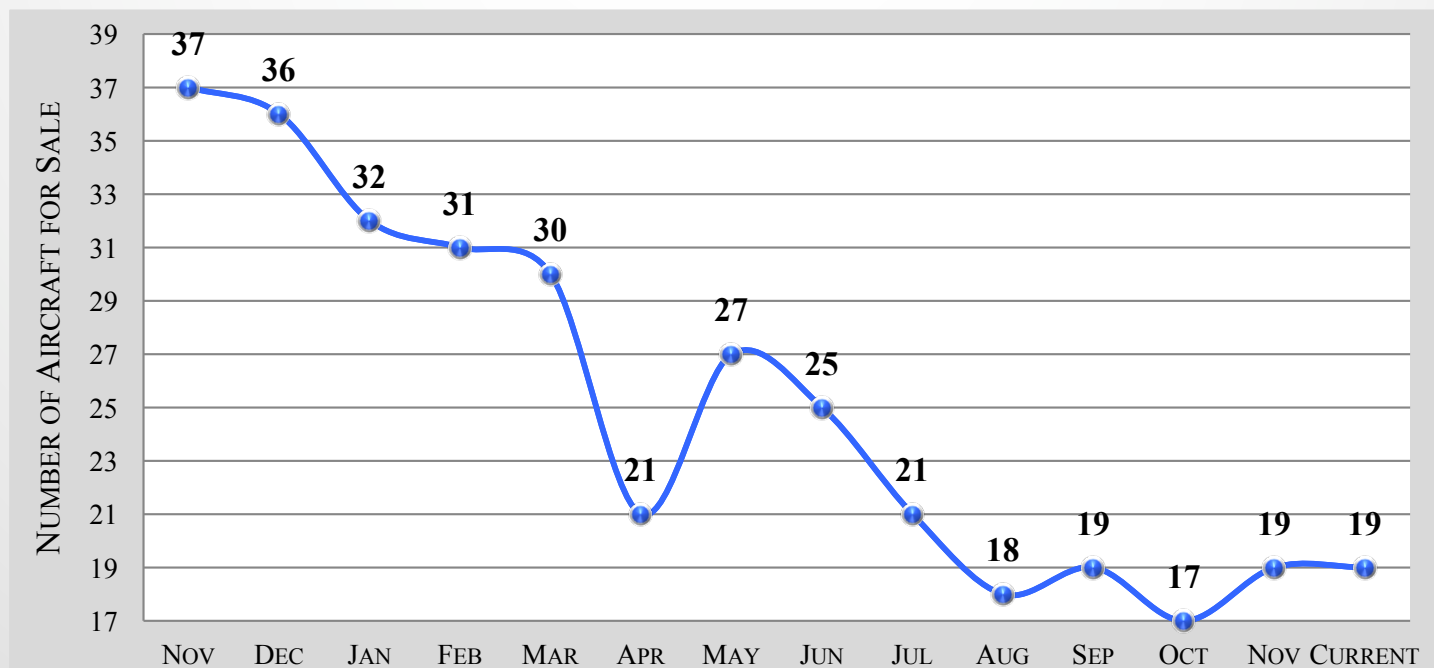
CURRENT GULFSTREAM G550 MARKET BY SELLER LOCATION



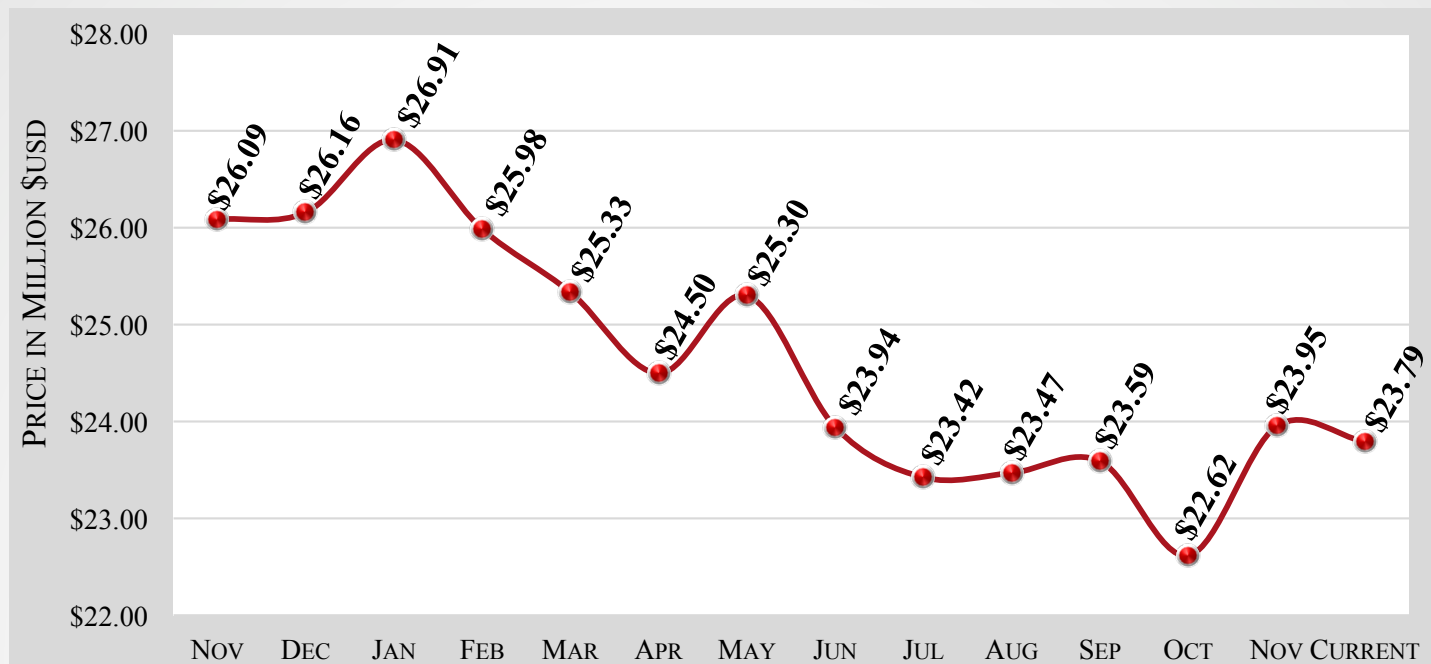
GULFSTREAM G550 – 6 MONTH MARKET HISTORY

MONTH	JULY	AUG	SEPT	OCT	NOV	CURRENT	AVERAGE
AVERAGE ASK PRICE	\$23.4M	\$23.5M	\$23.6M	\$22.6M	\$24.0M	\$23.8M	\$23.5M
NUMBER FOR SALE	21	18	19	17	19	19	19
ACTIVE FLEET	545	546	547	547	549	550	547
PERCENTAGE FOR SALE	4%	3%	3%	3%	3%	3%	3%
AVERAGE YEAR	2008	2008	2009	2009	2009	2009	2009
AVERAGE DAYS ON MARKET	282	274	281	305	246	265	276
AVERAGE AIRFRAME TIME	3,530	3,498	3,474	3,786	3,375	3,455	3,520
TRANSACTIONS	3	2	6	6	3	TBD	20 TOTAL

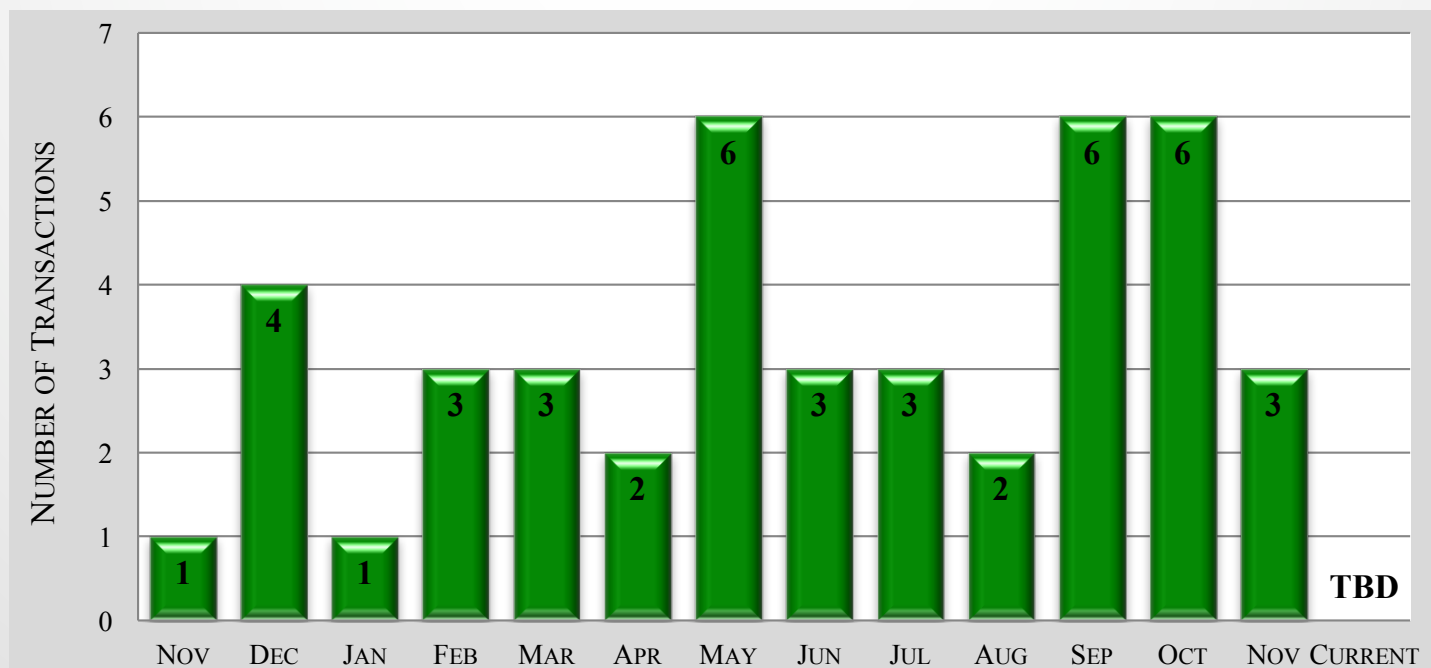
GULFSTREAM G550 – 12 MONTH FOR SALE INVENTORY HISTORY



GULFSTREAM G550 – 12 MONTH ASKING PRICE TREND



GULFSTREAM G550 – 12 MONTH TRANSACTION HISTORY



GULFSTREAM G550 – AIRCRAFT BLUE BOOK VALUATIONS

YEAR	AVERAGE RETAIL	AVERAGE WHOLESALE	TREND
2003	\$13,000,000	\$11,538,000	NO CHANGE
2004	\$14,000,000	\$12,426,000	NO CHANGE
2005	\$15,000,000	\$13,313,000	NO CHANGE
2006	\$16,000,000	\$14,201,000	NO CHANGE
2007	\$17,000,000	\$15,088,000	-\$1,775,000
2008	\$19,000,000	\$16,863,000	-\$888,000
2009	\$21,000,000	\$18,639,000	-\$887,000
2010	\$24,000,000	\$21,301,000	-\$888,000
2011	\$27,000,000	\$23,964,000	-\$1,775,000
2012	\$30,000,000	\$26,627,000	-\$887,000
2013	\$33,000,000	\$29,289,000	NO CHANGE
2014	\$36,000,000	\$31,952,000	-\$887,000
2015	\$39,000,000	\$34,614,000	-\$2,663,000
2016	\$42,000,000	\$37,277,000	-\$4,438,000
2017	\$61,500,000	\$54,584,000	NO CHANGE

The above data is valid from October through December

GULFSTREAM G550 – VREF VALUATIONS

YEAR	AVERAGE RETAIL	AVERAGE WHOLESALE	TREND
2003	\$15,500,000	\$13,733,000	-\$500,000
2004	\$15,700,000	\$13,910,200	-\$500,000
2005	\$16,000,000	\$14,176,000	-\$500,000
2006	\$16,500,000	\$15,081,000	-\$500,000
2007	\$17,500,000	\$15,505,000	-\$500,000
2008	\$18,500,000	\$16,428,000	-\$500,000
2009	\$21,000,000	\$18,648,000	-\$500,000
2010	\$23,500,000	\$20,915,000	-\$500,000
2011	\$25,000,000	\$22,250,000	-\$1,000,000
2012	\$27,000,000	\$24,030,000	-\$1,000,000
2013	\$29,000,000	\$25,810,000	-\$1,000,000
2014	\$32,000,000	\$28,480,000	-\$1,500,000
2015	\$34,000,000	\$30,260,000	-\$1,500,000
2016	\$42,000,000	\$37,800,000	-\$1,000,000
2017	\$61,500,000	\$55,350,000	NO CHANGE

The above data is valid from October through December

GULFSTREAM G550 MARKET DETAILS AS OF NOVEMBER 2017 ARRANGED BY YEAR

YEAR	DAYS ON MARKET	ASK PRICE	AIRFRAME TOTAL TIME	LOCATION
2004	819	\$13,000,000	7,777	Asia
2004	557	\$14,500,000	3,515	U.S.A.
2006	572	\$13,995,000	10,938	U.S.A.
2007	57	\$16,500,000	5,266	U.S.A.
2007	321	\$19,000,000	3,877	Europe
2008	251	\$19,700,000	2,241	Europe
2009	231	\$27,500,000	1,985	S. America
2010	238	\$23,995,000	2,952	U.S.A.
2010	153	\$23,950,000	4,153	U.S.A.
2010	251	\$23,950,000	3,120	U.S.A.
2010	36	\$23,500,000	1,963	Europe
2010	301	\$28,950,000	814	Asia
2010	155	\$29,900,000	2,967	Asia
2011	18	\$25,900,000	2,753	U.S.A.
2011	113	\$25,950,000	3,015	U.S.A.
2011	18	\$26,250,000	2,611	S. America
2013	512	\$33,750,000	1,750	Europe
2013	56	\$28,000,000	2,276	Asia
2013	367	\$33,750,000	1,675	Middle East

GULFSTREAM G550 MARKET DETAILS AS OF NOVEMBER 2017 ARRANGED BY DAYS ON MARKET

YEAR	DAYS ON MARKET	ASK PRICE	AIRFRAME TOTAL TIME	LOCATION
2011	18	\$25,900,000	2,753	U.S.A.
2011	18	\$26,250,000	2,611	S. America
2010	36	\$23,500,000	1,963	Europe
2013	56	\$28,000,000	2,276	Asia
2007	57	\$16,500,000	5,266	U.S.A.
2011	113	\$25,950,000	3,015	U.S.A.
2010	153	\$23,950,000	4,153	U.S.A.
2010	155	\$29,900,000	2,967	Asia
2009	231	\$27,500,000	1,985	S. America
2010	238	\$23,995,000	2,952	U.S.A.
2008	251	\$19,700,000	2,241	Europe
2010	251	\$23,950,000	3,120	U.S.A.
2010	301	\$28,950,000	814	Asia
2007	321	\$19,000,000	3,877	Europe
2013	367	\$33,750,000	1,675	Middle East
2013	512	\$33,750,000	1,750	Europe
2004	557	\$14,500,000	3,515	U.S.A.
2006	572	\$13,995,000	10,938	U.S.A.
2004	819	\$13,000,000	7,777	Asia

GULFSTREAM G550 MARKET DETAILS AS OF NOVEMBER 2017 ARRANGED BY ASKING PRICE

YEAR	DAYS ON MARKET	ASK PRICE	AIRFRAME TOTAL TIME	LOCATION
2004	819	\$13,000,000	7,777	Asia
2006	572	\$13,995,000	10,938	U.S.A.
2004	557	\$14,500,000	3,515	U.S.A.
2007	57	\$16,500,000	5,266	U.S.A.
2007	321	\$19,000,000	3,877	Europe
2008	251	\$19,700,000	2,241	Europe
2010	36	\$23,500,000	1,963	Europe
2010	153	\$23,950,000	4,153	U.S.A.
2010	251	\$23,950,000	3,120	U.S.A.
2010	238	\$23,995,000	2,952	U.S.A.
2011	18	\$25,900,000	2,753	U.S.A.
2011	113	\$25,950,000	3,015	U.S.A.
2011	18	\$26,250,000	2,611	S. America
2009	231	\$27,500,000	1,985	S. America
2013	56	\$28,000,000	2,276	Asia
2010	301	\$28,950,000	814	Asia
2010	155	\$29,900,000	2,967	Asia
2013	367	\$33,750,000	1,675	Middle East
2013	512	\$33,750,000	1,750	Europe

GULFSTREAM G550 MARKET DETAILS AS OF NOVEMBER 2017

ARRANGED BY TOTAL TIME ON AIRFRAME

YEAR	DAYS ON MARKET	ASK PRICE	AIRFRAME TOTAL TIME	LOCATION
2010	301	\$28,950,000	814	Asia
2013	367	\$33,750,000	1,675	Middle East
2013	512	\$33,750,000	1,750	Europe
2010	36	\$23,500,000	1,963	Europe
2009	231	\$27,500,000	1,985	S. America
2008	251	\$19,700,000	2,241	Europe
2013	56	\$28,000,000	2,276	Asia
2011	18	\$26,250,000	2,611	S. America
2011	18	\$25,900,000	2,753	U.S.A.
2010	238	\$23,995,000	2,952	U.S.A.
2010	155	\$29,900,000	2,967	Asia
2011	113	\$25,950,000	3,015	U.S.A.
2010	251	\$23,950,000	3,120	U.S.A.
2004	557	\$14,500,000	3,515	U.S.A.
2007	321	\$19,000,000	3,877	Europe
2010	153	\$23,950,000	4,153	U.S.A.
2007	57	\$16,500,000	5,266	U.S.A.
2004	819	\$13,000,000	7,777	Asia
2006	572	\$13,995,000	10,938	U.S.A.

GULFSTREAM G550 MARKET DETAILS AS OF NOVEMBER 2017 ARRANGED BY LOCATION

YEAR	DAYS ON MARKET	ASK PRICE	AIRFRAME TOTAL TIME	LOCATION
2010	301	\$28,950,000	814	Asia
2013	56	\$28,000,000	2,276	Asia
2010	155	\$29,900,000	2,967	Asia
2004	819	\$13,000,000	7,777	Asia
2013	512	\$33,750,000	1,750	Europe
2010	36	\$23,500,000	1,963	Europe
2008	251	\$19,700,000	2,241	Europe
2007	321	\$19,000,000	3,877	Europe
2013	367	\$33,750,000	1,675	Middle East
2009	231	\$27,500,000	1,985	S. America
2011	18	\$26,250,000	2,611	S. America
2011	18	\$25,900,000	2,753	U.S.A.
2010	238	\$23,995,000	2,952	U.S.A.
2011	113	\$25,950,000	3,015	U.S.A.
2010	251	\$23,950,000	3,120	U.S.A.
2004	557	\$14,500,000	3,515	U.S.A.
2010	153	\$23,950,000	4,153	U.S.A.
2007	57	\$16,500,000	5,266	U.S.A.
2006	572	\$13,995,000	10,938	U.S.A.

GULFSTREAM G550 MARKET DETAILS AS OF NOVEMBER 2017

RECENT CHANGES TO FOR-SALE INVENTORY

YEAR	DAYS ON MARKET	ASK PRICE	AIRFRAME TOTAL TIME	LOCATION	STATUS
<i>2006</i>	<i>103</i>	<i>\$17,995,000</i>	<i>3,081</i>	<i>U.S.A.</i>	<i>Sold 2017-11</i>
<i>2007</i>	<i>747</i>	<i>\$22,900,000</i>	<i>2,350</i>	<i>U.S.A.</i>	<i>Sold 2017-11</i>
<i>2008</i>	<i>18</i>	<i>\$17,500,000</i>	<i>3,436</i>	<i>U.S.A.</i>	<i>Sold 2017-11</i>
<i>2009</i>	<i>1,128</i>	<i>\$25,500,000</i>	<i>4,091</i>	<i>U.S.A.</i>	<i>Withdrawn 2017-11</i>
<i>2010</i>	<i>160</i>	<i>\$24,950,000</i>	<i>3,964</i>	<i>U.S.A.</i>	<i>Sold 2017-12</i>
<i>2010</i>	<i>211</i>	<i>\$29,995,000</i>	<i>1,607</i>	<i>U.S.A.</i>	<i>Sold 2017-12</i>
<i>2011</i>	<i>197</i>	<i>\$36,000,000</i>	<i>952</i>	<i>Asia</i>	<i>Withdrawn 2017-11</i>
<i>2011</i>	<i>131</i>	<i>\$23,400,000</i>	<i>2,604</i>	<i>U.S.A.</i>	<i>Sold 2018-01</i>

Disclaimer

Market changes are based on responses from sellers and agents. These changes have been reported, but not yet confirmed. Altus Aviation offers the details of these aircraft in good faith but cannot guarantee or warrant the accuracy of this information nor warrant the condition of the aircraft. A buyer should instruct his agents, or his surveyors, to investigate such details as the buyer desires validated. These aircraft are offered subject to prior sale, price change, or withdrawal without notice.



The disclosures contained in research documents produced by Altus Aviation shall be governed by and construed in accordance with U.S. law. Altus Aviation specifically prohibits the redistribution of this document in whole or in part without the written permission of Altus Aviation and therefore Altus Aviation accepts no liability whatsoever for the actions of third parties in this respect. Images may depict objects or elements that are protected by third party copyright, trademarks and other intellectual property rights. © Altus Aviation 2016. All rights reserved.