



GULFSTREAM G550 MARKET OVERVIEW

SEPTEMBER 2017



GULFSTREAM G550 MARKET OVERVIEW

SEPTEMBER 2017

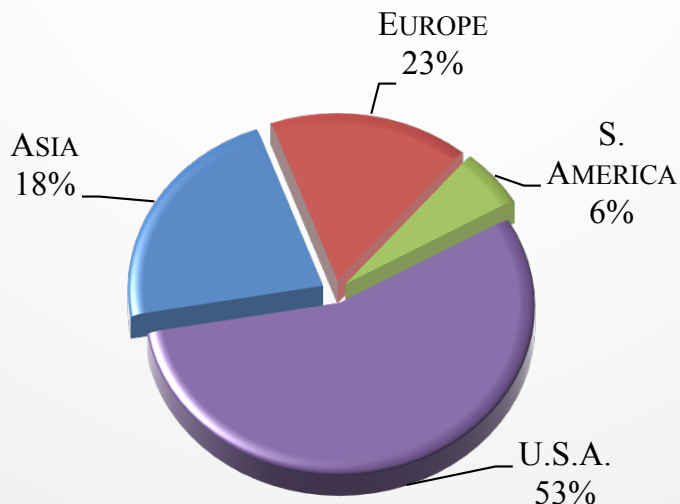
Currently, there are 17 G550s for sale of 547 aircraft, representing 3% of the active fleet.

CURRENT GULFSTREAM G550 MARKET SUMMARY

AIRCRAFT SUMMARY	LOW	HIGH	AVERAGE
ASKING PRICE	\$13,000,000	\$33,750,000	\$22,617,000
AIRFRAME TOTAL TIME	814	10,938	3,786
MANUFACTURE YEAR	2004	2013	2009
DAYS ON MARKET	2	1,128	305

FIGURES BASED ON ASKING PRICES, NOT SALES PRICES. BASED ON 17 AIRCRAFT PRICES AND 17 AIRCRAFT FOR SALE

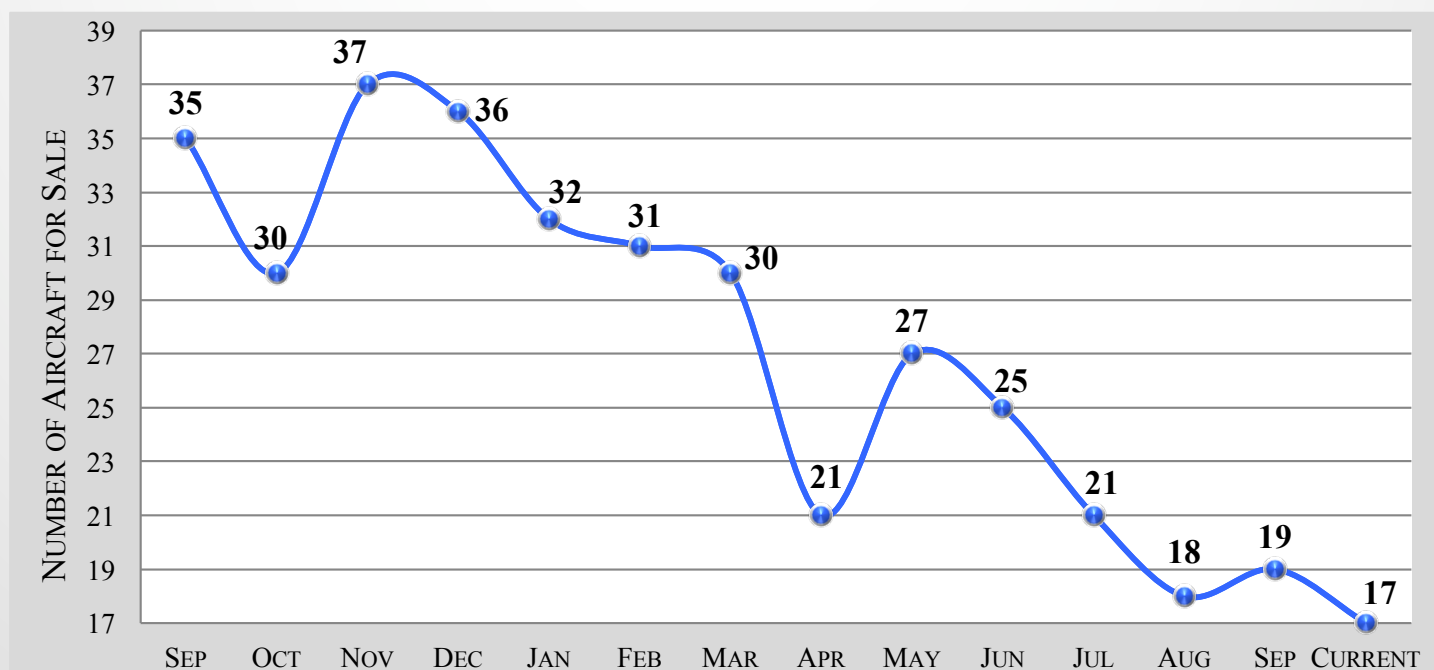
CURRENT GULFSTREAM G550 MARKET BY SELLER LOCATION



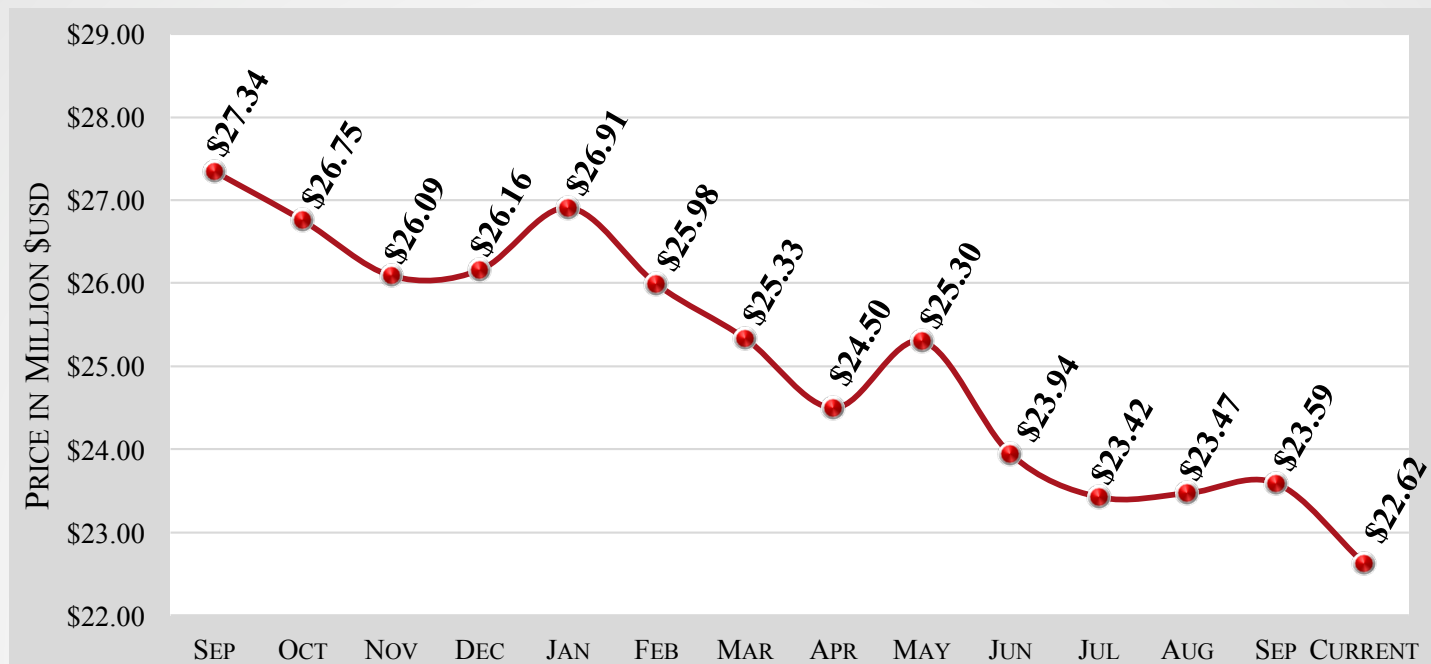
GULFSTREAM G550 – 6 MONTH MARKET HISTORY

MONTH	MAY	JUNE	JULY	AUG	SEPT	CURRENT	AVERAGE
AVERAGE ASK PRICE	\$25.3	\$23.9M	\$23.4M	\$23.5M	\$23.6M	\$22.6M	\$23.7M
NUMBER FOR SALE	27	25	21	18	19	17	21
ACTIVE FLEET	544	544	545	546	547	547	546
PERCENTAGE FOR SALE	5%	5%	4%	3%	3%	3%	4%
AVERAGE YEAR	2009	2008	2008	2008	2009	2009	2009
AVERAGE DAYS ON MARKET	245	251	282	274	281	305	273
AVERAGE AIRFRAME TIME	3,270	3,429	3,530	3,498	3,474	3,786	3,498
TRANSACTIONS	6	3	3	2	6	TBD	20 TOTAL

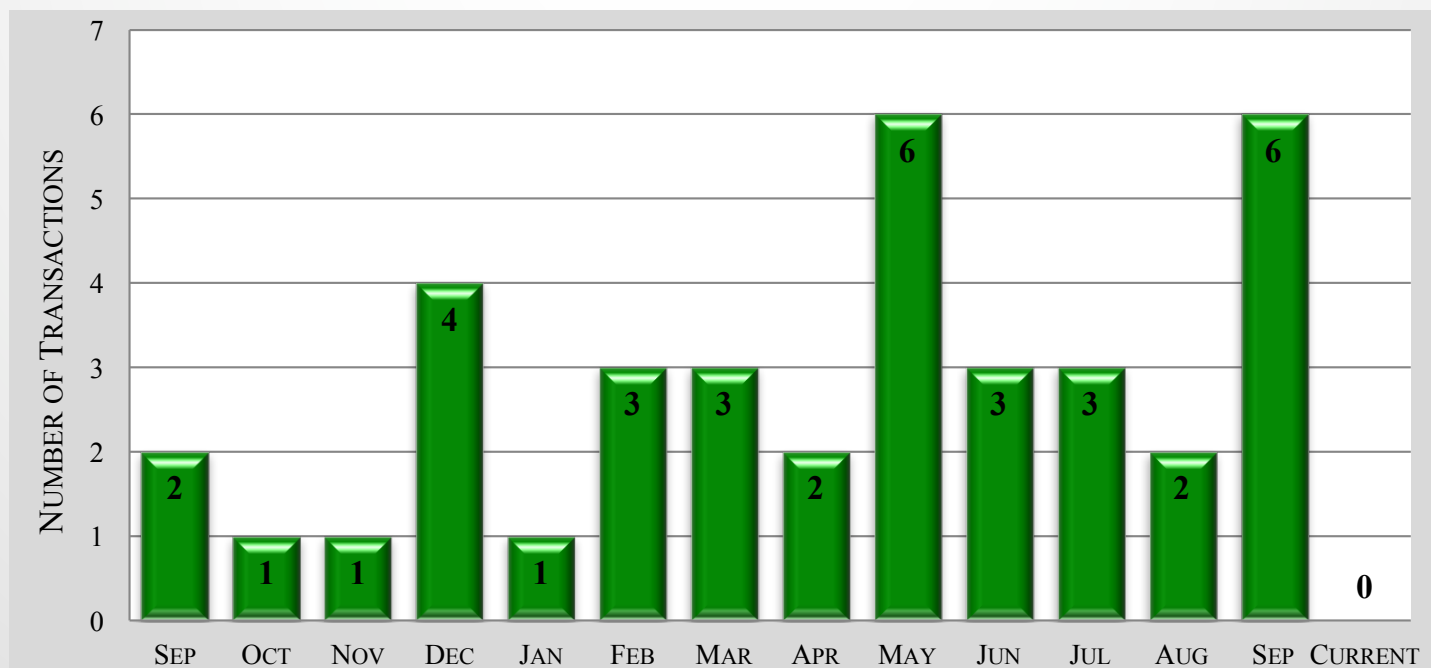
GULFSTREAM G550 – 12 MONTH FOR SALE INVENTORY HISTORY



GULFSTREAM G550 – 12 MONTH ASKING PRICE TREND



GULFSTREAM G550 – 12 MONTH TRANSACTION HISTORY



GULFSTREAM G550 – AIRCRAFT BLUE BOOK VALUATIONS

YEAR	AVERAGE RETAIL	AVERAGE WHOLESALE	TREND
2003	\$13,000,000	\$11,538,000	-\$888,000
2004	\$14,000,000	\$12,426,000	-\$887,000
2005	\$15,000,000	\$13,313,000	-\$888,000
2006	\$16,000,000	\$14,201,000	-\$887,000
2007	\$19,000,000	\$16,863,000	-\$888,000
2008	\$20,000,000	\$17,751,000	-\$1,775,000
2009	\$22,000,000	\$19,526,000	-\$1,775,000
2010	\$25,000,000	\$22,189,000	-\$887,000
2011	\$29,000,000	\$25,739,000	NO CHANGE
2012	\$31,000,000	\$27,514,000	-\$1,775,000
2013	\$33,000,000	\$29,289,000	-\$1,775,000
2014	\$37,000,000	\$32,839,000	-\$1,775,000
2015	\$42,000,000	\$37,277,000	-\$888,000
2016	\$47,000,000	\$41,715,000	NO CHANGE
2017	\$61,500,000	\$54,584,000	NO CHANGE

The above data is valid from August through September

GULFSTREAM G550 – VREF VALUATIONS

YEAR	AVERAGE RETAIL	AVERAGE WHOLESALE	TREND
2003	\$16,000,000	\$14,176,000	-\$1,000,000
2004	\$16,200,000	\$14,353,200	-\$1,000,000
2005	\$16,500,000	\$14,619,000	-\$1,000,000
2006	\$17,000,000	\$15,538,000	-\$1,000,000
2007	\$18,000,000	\$15,948,000	-\$2,000,000
2008	\$19,000,000	\$16,872,000	-\$2,000,000
2009	\$21,500,000	\$19,092,000	-\$2,500,000
2010	\$24,000,000	\$21,360,000	-\$3,000,000
2011	\$26,000,000	\$23,140,000	-\$3,000,000
2012	\$28,000,000	\$24,920,000	-\$3,000,000
2013	\$30,000,000	\$26,700,000	-\$3,000,000
2014	\$33,500,000	\$29,815,000	-\$3,000,000
2015	\$35,500,000	\$31,595,000	-\$3,000,000
2016	\$43,000,000	\$38,700,000	-\$5,000,000
2017	\$61,500,000	\$55,350,000	NO CHANGE

The above data is valid from August through September

GULFSTREAM G550 MARKET DETAILS AS OF SEPTEMBER 2017 ARRANGED BY YEAR

YEAR	DAYS ON MARKET	ASK PRICE	AIRFRAME TOTAL TIME	LOCATION
2004	757	\$13,000,000	7,777	Asia
2004	497	\$14,000,000	3,515	U.S.A.
2006	510	\$13,995,000	10,938	U.S.A.
2007	2	\$16,500,000	5,266	U.S.A.
2007	259	\$19,000,000	3,877	Europe
2008	189	\$19,700,000	2,241	Europe
2009	169	\$27,500,000	1,985	S. America
2009	1,128	\$25,500,000	4,091	U.S.A.
2009	284	\$22,900,000	4,609	Europe
2010	247	\$28,950,000	814	Asia
2010	93	\$29,900,000	2,010	Asia
2010	189	\$23,950,000	3,120	U.S.A.
2010	176	\$23,995,000	2,818	U.S.A.
2010	91	\$22,500,000	4,035	U.S.A.
2011	97	\$23,400,000	2,604	U.S.A.
2011	51	\$25,950,000	3,015	U.S.A.
2013	450	\$33,750,000	1,649	Europe

GULFSTREAM G550 MARKET DETAILS AS OF SEPTEMBER 2017 ARRANGED BY DAYS ON MARKET

YEAR	DAYS ON MARKET	ASK PRICE	AIRFRAME TOTAL TIME	LOCATION
2007	2	\$16,500,000	5,266	U.S.A.
2011	51	\$25,950,000	3,015	U.S.A.
2010	91	\$22,500,000	4,035	U.S.A.
2010	93	\$29,900,000	2,010	Asia
2011	97	\$23,400,000	2,604	U.S.A.
2009	169	\$27,500,000	1,985	S. America
2010	176	\$23,995,000	2,818	U.S.A.
2010	189	\$23,950,000	3,120	U.S.A.
2008	189	\$19,700,000	2,241	Europe
2010	247	\$28,950,000	814	Asia
2007	259	\$19,000,000	3,877	Europe
2009	284	\$22,900,000	4,609	Europe
2013	450	\$33,750,000	1,649	Europe
2004	497	\$14,000,000	3,515	U.S.A.
2006	510	\$13,995,000	10,938	U.S.A.
2004	757	\$13,000,000	7,777	Asia
2009	1,128	\$25,500,000	4,091	U.S.A.

GULFSTREAM G550 MARKET DETAILS AS OF SEPTEMBER 2017
ARRANGED BY ASKING PRICE

YEAR	DAYS ON MARKET	ASK PRICE	AIRFRAME TOTAL TIME	LOCATION
2004	757	\$13,000,000	7,777	Asia
2006	510	\$13,995,000	10,938	U.S.A.
2004	497	\$14,000,000	3,515	U.S.A.
2007	2	\$16,500,000	5,266	U.S.A.
2007	259	\$19,000,000	3,877	Europe
2008	189	\$19,700,000	2,241	Europe
2010	91	\$22,500,000	4,035	U.S.A.
2009	284	\$22,900,000	4,609	Europe
2011	97	\$23,400,000	2,604	U.S.A.
2010	189	\$23,950,000	3,120	U.S.A.
2010	176	\$23,995,000	2,818	U.S.A.
2009	1,128	\$25,500,000	4,091	U.S.A.
2011	51	\$25,950,000	3,015	U.S.A.
2009	169	\$27,500,000	1,985	S. America
2010	247	\$28,950,000	814	Asia
2010	93	\$29,900,000	2,010	Asia
2013	450	\$33,750,000	1,649	Europe

GULFSTREAM G550 MARKET DETAILS AS OF SEPTEMBER 2017
ARRANGED BY TOTAL TIME ON AIRFRAME

YEAR	DAYS ON MARKET	ASK PRICE	AIRFRAME TOTAL TIME	LOCATION
2010	247	\$28,950,000	814	Asia
2013	450	\$33,750,000	1,649	Europe
2009	169	\$27,500,000	1,985	S. America
2010	93	\$29,900,000	2,010	Asia
2008	189	\$19,700,000	2,241	Europe
2011	97	\$23,400,000	2,604	U.S.A.
2010	176	\$23,995,000	2,818	U.S.A.
2011	51	\$25,950,000	3,015	U.S.A.
2010	189	\$23,950,000	3,120	U.S.A.
2004	497	\$14,000,000	3,515	U.S.A.
2007	259	\$19,000,000	3,877	Europe
2010	91	\$22,500,000	4,035	U.S.A.
2009	1,128	\$25,500,000	4,091	U.S.A.
2009	284	\$22,900,000	4,609	Europe
2007	2	\$16,500,000	5,266	U.S.A.
2004	757	\$13,000,000	7,777	Asia
2006	510	\$13,995,000	10,938	U.S.A.

GULFSTREAM G550 MARKET DETAILS AS OF SEPTEMBER 2017 ARRANGED BY LOCATION

YEAR	DAYS ON MARKET	ASK PRICE	AIRFRAME TOTAL TIME	LOCATION
2010	247	\$28,950,000	814	Asia
2010	93	\$29,900,000	2,010	Asia
2004	757	\$13,000,000	7,777	Asia
2013	450	\$33,750,000	1,649	Europe
2008	189	\$19,700,000	2,241	Europe
2007	259	\$19,000,000	3,877	Europe
2009	284	\$22,900,000	4,609	Europe
2009	169	\$27,500,000	1,985	S. America
2011	97	\$23,400,000	2,604	U.S.A.
2010	176	\$23,995,000	2,818	U.S.A.
2011	51	\$25,950,000	3,015	U.S.A.
2010	189	\$23,950,000	3,120	U.S.A.
2004	497	\$14,000,000	3,515	U.S.A.
2010	91	\$22,500,000	4,035	U.S.A.
2009	1,128	\$25,500,000	4,091	U.S.A.
2007	2	\$16,500,000	5,266	U.S.A.
2006	510	\$13,995,000	10,938	U.S.A.

GULFSTREAM G550 MARKET DETAILS AS OF SEPTEMBER 2017

RECENT CHANGES TO FOR-SALE INVENTORY

YEAR	DAYS ON MARKET	ASK PRICE	AIRFRAME TOTAL TIME	LOCATION	STATUS
2005	579	\$15,000,000	6,921	Asia	Sold 2017-10
2006	493	\$18,250,000	5,765	Europe	Sold 2017-09
2006	103	\$17,995,000	3,081	U.S.A.	Deal Pending 2017-11
2006	47	\$17,500,000	1,136	U.S.A.	Sold 2017-09
2006	116	\$17,995,000	5,734	U.S.A.	Sold 2017-10
2005	112	\$17,500,000	1,167	U.S.A.	Sold 2017-10
2007	747	\$22,900,000	2,350	U.S.A.	Sold 2017-11
2008	53	\$16,700,000	5,305	U.S.A.	Sold 2017-09
2008	18	\$17,500,000	3,436	U.S.A.	Deal Pending 2017-09
2010	126	\$24,950,000	3,964	U.S.A.	Deal Pending 2017-11
2010	177	\$29,995,000	1,607	U.S.A.	Deal Pending 2017-09
2010	412	\$23,300,000	1594	Asia	Sold 2017-09
2010	336	\$28,100,000	2,178	U.S.A.	Sold 2017-10
2009	223	\$22,900,000	2,658	Asia	Sold 2017-10
2012	63	\$27,900,000	1,963	U.S.A.	Sold 2017-10
2011	197	\$36,000,000	952	Asia	Withdrawn 2017-11
2011	299	\$28,950,000	2,344	Europe	Sold 2017-09
2011	132	\$27,900,000	2,790	Europe	Withdrawn 2017-09
2014	313	\$37,500,000	922	Asia	Sold 2017-09

Disclaimer

Market changes are based on responses from sellers and agents. These changes have been reported, but not yet confirmed. Altus Aviation offers the details of these aircraft in good faith but cannot guarantee or warrant the accuracy of this information nor warrant the condition of the aircraft. A buyer should instruct his agents, or his surveyors, to investigate such details as the buyer desires validated. These aircraft are offered subject to prior sale, price change, or withdrawal without notice.



The disclosures contained in research documents produced by Altus Aviation shall be governed by and construed in accordance with U.S. law. Altus Aviation specifically prohibits the redistribution of this document in whole or in part without the written permission of Altus Aviation and therefore Altus Aviation accepts no liability whatsoever for the actions of third parties in this respect. Images September depict objects or elements that are protected by third party copyright, trademarks and other intellectual property rights. © Altus Aviation 2016. All rights reserved.