



GLOBAL 6000 MARKET OVERVIEW OCTOBER 2017

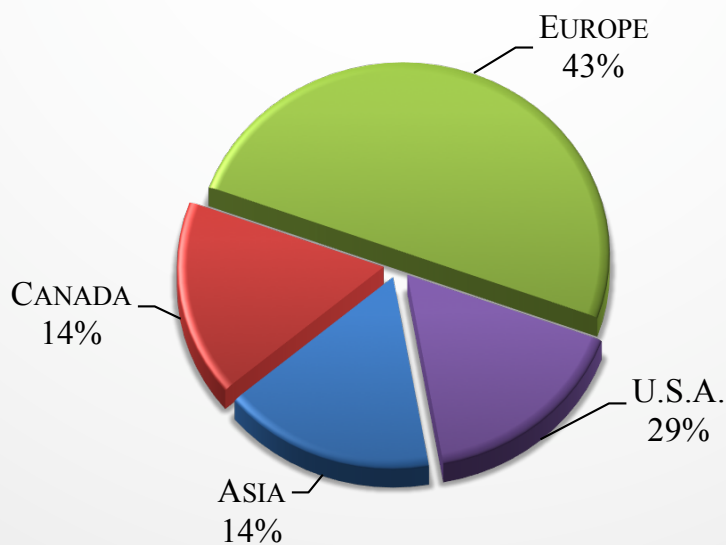
Currently, there are 7 Global 6000s for sale of 274 aircraft, representing 3% of the active fleet.

CURRENT GLOBAL 6000 MARKET SUMMARY

| AIRCRAFT SUMMARY | LOW | HIGH | AVERAGE |
|---------------------|--------------|--------------|--------------|
| ASKING PRICE | \$28,500,000 | \$44,900,000 | \$40,543,000 |
| AIRFRAME TOTAL TIME | 10 | 2,760 | 692 |
| MANUFACTURE YEAR | 2012 | 2017 | 2015 |
| DAYS ON MARKET | 104 | 996 | 406 |

FIGURES BASED ON ASKING PRICES, NOT SALE PRICES. BASED ON 7 AIRCRAFT PRICES AND 7 AIRCRAFT FOR SALE

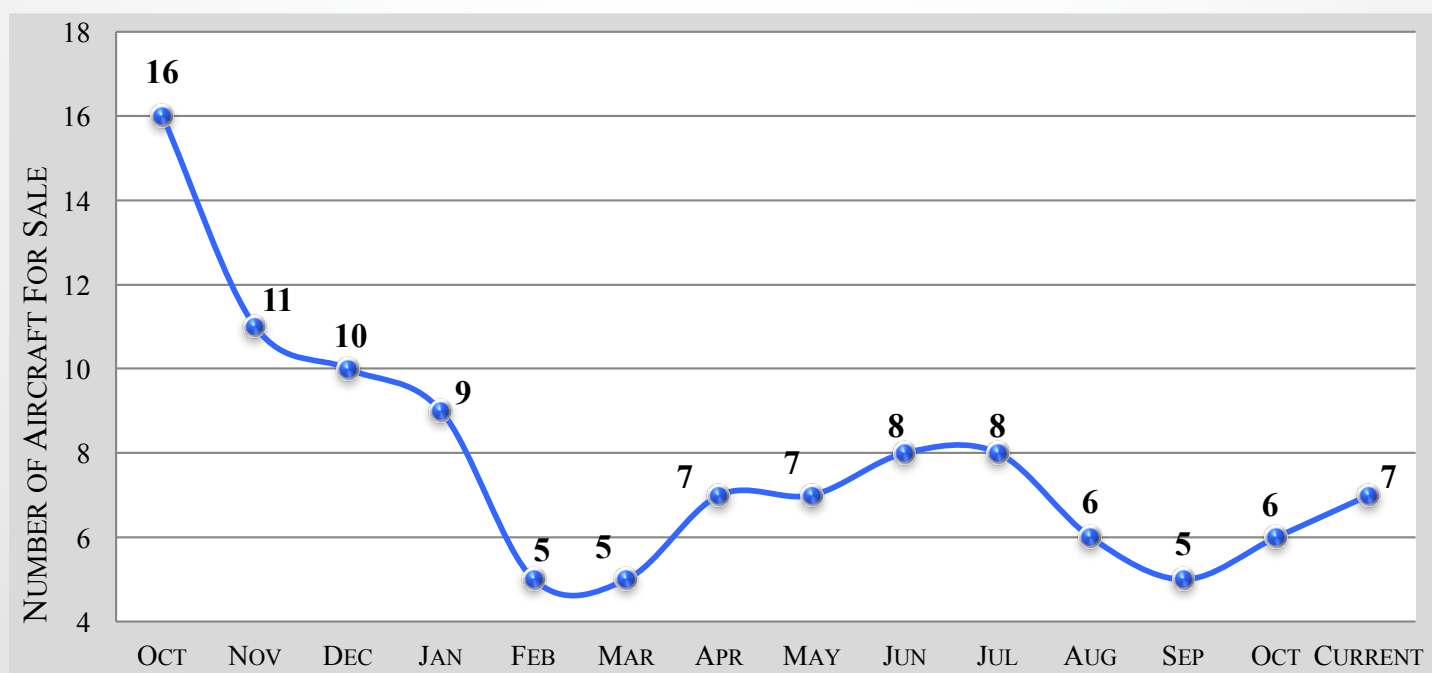
CURRENT GLOBAL 6000 MARKET BY SELLER LOCATION



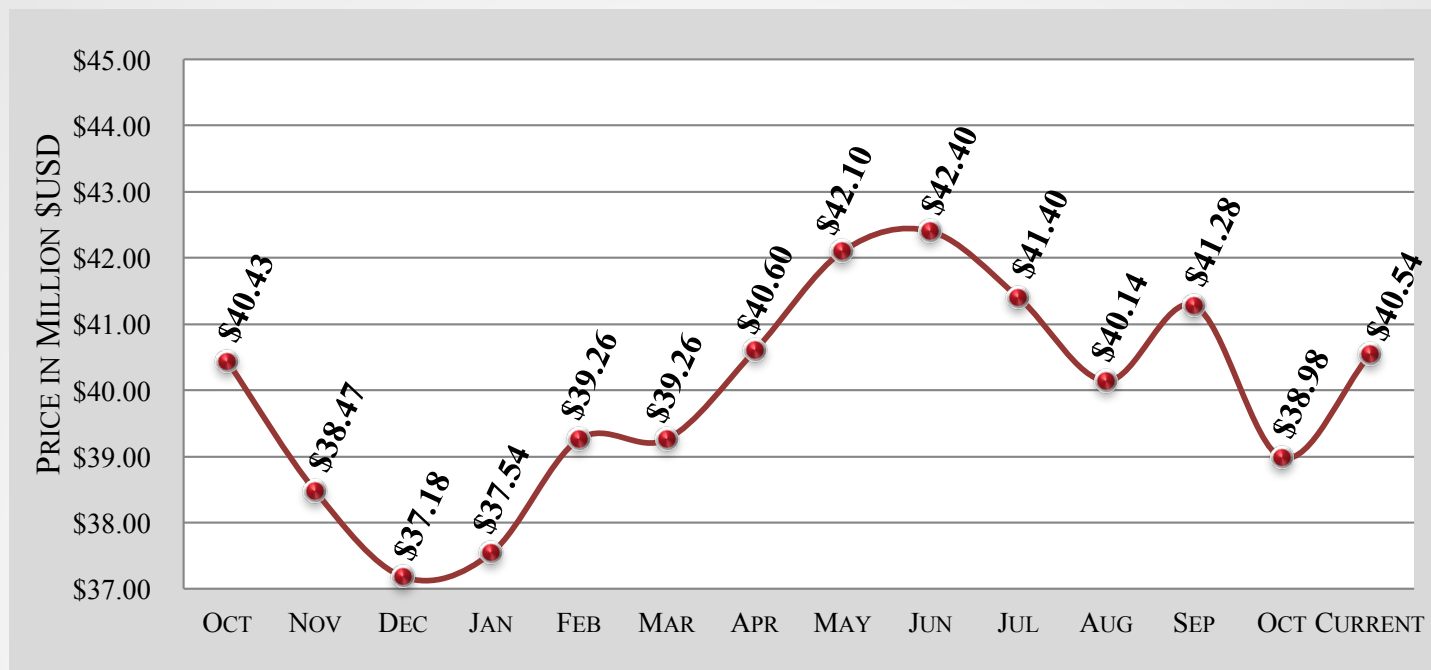
GLOBAL 6000 – 6 MONTH MARKET HISTORY

| MONTH | JUNE | JULY | AUG | SEPT | OCT | CURRENT | AVERAGE |
|------------------------|---------|---------|---------|---------|---------|---------|---------|
| AVERAGE ASK PRICE | \$42.4M | \$41.0M | \$40.2M | \$41.3M | \$39.0M | \$40.5M | \$40.8M |
| NUMBER FOR SALE | 8 | 8 | 6 | 5 | 6 | 7 | 7 |
| ACTIVE FLEET | 247 | 253 | 258 | 262 | 270 | 274 | 261 |
| PERCENTAGE FOR SALE | 3% | 3% | 2% | 2% | 2% | 2% | 3% |
| AVERAGE YEAR | 2015 | 2015 | 2015 | 2014 | 2014 | 2015 | 2015 |
| AVERAGE DAYS ON MARKET | 379 | 428 | 522 | 264 | 263 | 406 | 377 |
| AVERAGE AIRFRAME TIME | 399 | 373 | 541 | 754 | 1,028 | 692 | 631 |
| TRANSACTIONS | 2 | 0 | 2 | 0 | 0 | TBD | 4 TOTAL |

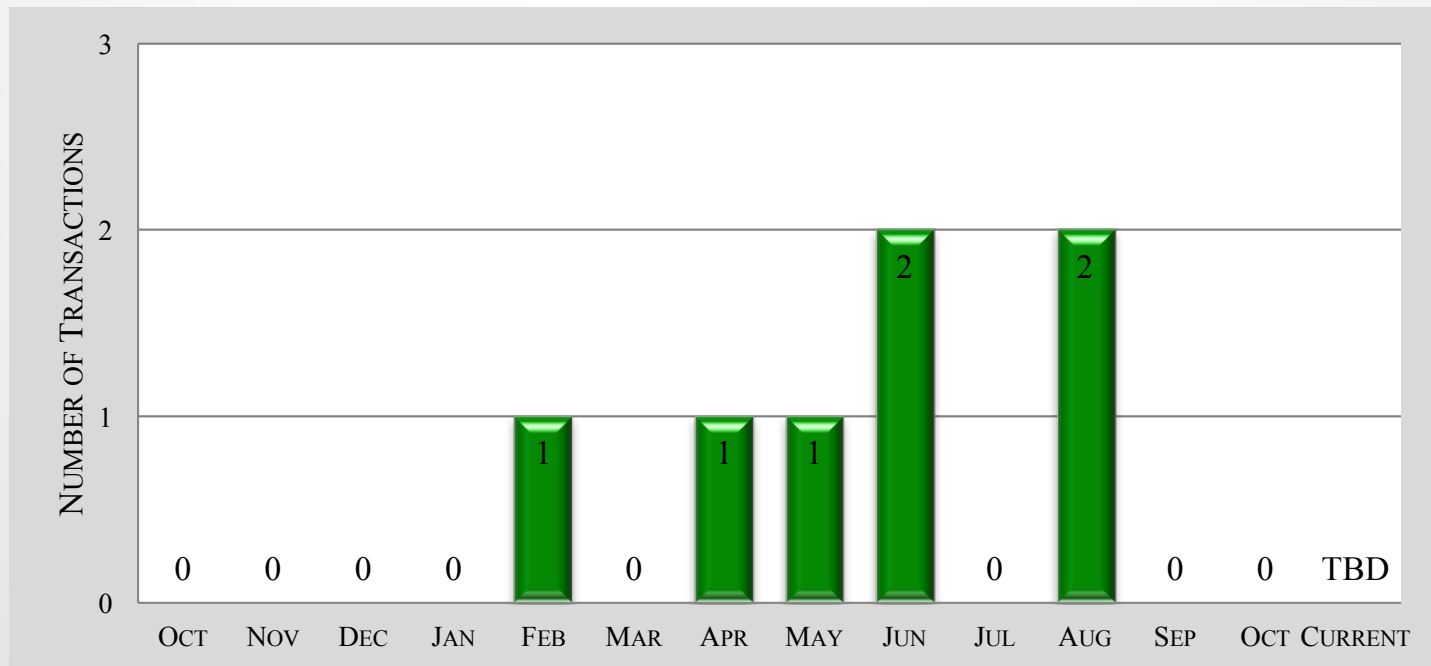
GLOBAL 6000– 12 MONTH FOR SALE INVENTORY HISTORY



GLOBAL 6000 – 12 MONTH ASKING PRICE TREND



GLOBAL 6000 – 12 MONTH TRANSACTION HISTORY



GLOBAL 6000 – AIRCRAFT BLUE BOOK VALUATIONS

| YEAR | AVERAGE RETAIL | AVERAGE WHOLESALE | TREND |
|------|-------------------|-------------------|--------------|
| 2012 | \$30,000,000 | \$26,627,000 | NO CHANGE |
| 2013 | \$33,000,000 | \$29,289,000 | NO CHANGE |
| 2014 | \$36,000,000 | \$31,952,000 | NO CHANGE |
| 2015 | \$39,000,000 | \$34,614,000 | NO CHANGE |
| 2016 | \$44,000,000 | \$39,052,000 | -\$2,663,000 |
| 2017 | \$55,000,000 | \$48,815,000 | -\$6,488,000 |

The above information valid October through December.

GLOBAL 6000 – VREF VALUATIONS

| YEAR | AVERAGE RETAIL | AVERAGE WHOLESALE | TREND |
|------|-------------------|-------------------|--------------|
| 2012 | \$31,000,000 | \$27,900,000 | -\$500,000 |
| 2013 | \$33,000,000 | \$29,700,000 | -\$1,000,000 |
| 2014 | \$35,000,000 | \$31,500,000 | -\$1,000,000 |
| 2015 | \$39,000,000 | \$35,100,000 | -\$1,000,000 |
| 2016 | \$42,000,000 | \$37,800,000 | NO CHANGE |
| 2017 | \$53,500,000 | \$48,257,000 | -\$8,810,000 |

The above information valid October through December.

GLOBAL 6000 MARKET DETAILS AS OF OCTOBER 2017 ARRANGED BY YEAR

| YEAR | DAYS ON MARKET | ASK PRICE | AIRFRAME TOTAL TIME | LOCATION |
|------|----------------|--------------|---------------------|----------|
| 2012 | 104 | \$28,500,000 | 2,760 | Europe |
| 2014 | 996 | \$36,000,000 | 990 | India |
| 2014 | 847 | \$39,000,000 | 380 | Europe |
| 2015 | 107 | \$49,900,000 | 10 | U.S.A. |
| 2017 | 212 | \$44,000,000 | 153 | Europe |
| 2016 | 429 | \$44,900,000 | 316 | Canada |
| 2016 | 148 | \$41,500,000 | 232 | U.S.A. |

GLOBAL 6000 MARKET DETAILS AS OF OCTOBER 2017 ARRANGED BY DAYS ON MARKET

| YEAR | DAYS ON MARKET | ASK PRICE | AIRFRAME TOTAL TIME | LOCATION |
|------|----------------|--------------|---------------------|----------|
| 2012 | 104 | \$28,500,000 | 2,760 | Europe |
| 2015 | 107 | \$49,900,000 | 10 | U.S.A. |
| 2016 | 148 | \$41,500,000 | 232 | U.S.A. |
| 2017 | 212 | \$44,000,000 | 153 | Europe |
| 2016 | 429 | \$44,900,000 | 316 | Canada |
| 2014 | 847 | \$39,000,000 | 380 | Europe |
| 2014 | 996 | \$36,000,000 | 990 | India |

GLOBAL 6000 MARKET DETAILS AS OF OCTOBER 2017

ARRANGED BY ASKING PRICE

| YEAR | DAYS ON MARKET | ASK PRICE | AIRFRAME TOTAL TIME | LOCATION |
|------|----------------|--------------|---------------------|----------|
| 2012 | 104 | \$28,500,000 | 2,760 | Europe |
| 2014 | 996 | \$36,000,000 | 990 | India |
| 2014 | 847 | \$39,000,000 | 380 | Europe |
| 2016 | 148 | \$41,500,000 | 232 | U.S.A. |
| 2017 | 212 | \$44,000,000 | 153 | Europe |
| 2016 | 429 | \$44,900,000 | 316 | Canada |
| 2015 | 107 | \$49,900,000 | 10 | U.S.A. |

GLOBAL 6000 MARKET DETAILS AS OF OCTOBER 2017

ARRANGED BY TOTAL TIME ON AIRFRAME

| YEAR | DAYS ON MARKET | ASK PRICE | AIRFRAME TOTAL TIME | LOCATION |
|------|----------------|--------------|---------------------|----------|
| 2015 | 107 | \$49,900,000 | 10 | U.S.A. |
| 2017 | 212 | \$44,000,000 | 153 | Europe |
| 2016 | 148 | \$41,500,000 | 232 | U.S.A. |
| 2016 | 429 | \$44,900,000 | 316 | Canada |
| 2014 | 847 | \$39,000,000 | 380 | Europe |
| 2014 | 996 | \$36,000,000 | 990 | India |
| 2012 | 104 | \$28,500,000 | 2,760 | Europe |

GLOBAL 6000 MARKET DETAILS AS OF OCTOBER 2017 ARRANGED BY LOCATION

| YEAR | DAYS ON MARKET | ASK PRICE | AIRFRAME TOTAL TIME | LOCATION |
|------|----------------|--------------|---------------------|----------|
| 2015 | 107 | \$49,900,000 | 10 | U.S.A. |
| 2017 | 212 | \$44,000,000 | 153 | Europe |
| 2016 | 148 | \$41,500,000 | 232 | U.S.A. |
| 2016 | 429 | \$44,900,000 | 316 | Canada |
| 2014 | 847 | \$39,000,000 | 380 | Europe |
| 2014 | 996 | \$36,000,000 | 990 | India |
| 2012 | 104 | \$28,500,000 | 2,760 | Europe |

GLOBAL 6000 MARKET DETAILS AS OF OCTOBER 2017 RECENT CHANGES TO FOR-SALE INVENTORY

| YEAR | DAYS ON MARKET | ASK PRICE | AIRFRAME TOTAL TIME | LOCATION | STATUS |
|------|----------------|--------------|---------------------|----------|----------------------|
| 2012 | 991 | \$28,500,000 | 1,601 | Europe | Sold 2017-12 |
| 2013 | 77 | \$33,000,000 | 2,527 | Europe | Deal Pending 2017-12 |

Disclaimer

Market changes are based on responses from sellers and agents. These changes have been reported, but not yet confirmed. Altus Aviation offers the details of these aircraft in good faith but cannot guarantee or warrant the accuracy of this information nor warrant the condition of the aircraft. A buyer should instruct his agents, or his surveyors, to investigate such details as the buyer desires validated. These aircraft are offered subject to prior sale, price change, or withdrawal without notice.



The disclosures contained in research documents produced by Altus Aviation shall be governed by and construed in accordance with U.S. law. Altus Aviation specifically prohibits the redistribution of this document in whole or in part without the written permission of Altus Aviation and therefore Altus Aviation accepts no liability whatsoever for the actions of third parties in this respect. Images may depict objects or elements that are protected by third party copyright, trademarks and other intellectual property rights. © Altus Aviation 2016. All rights reserved.