



## CHALLENGER 605 MARKET OVERVIEW JANUARY 2020

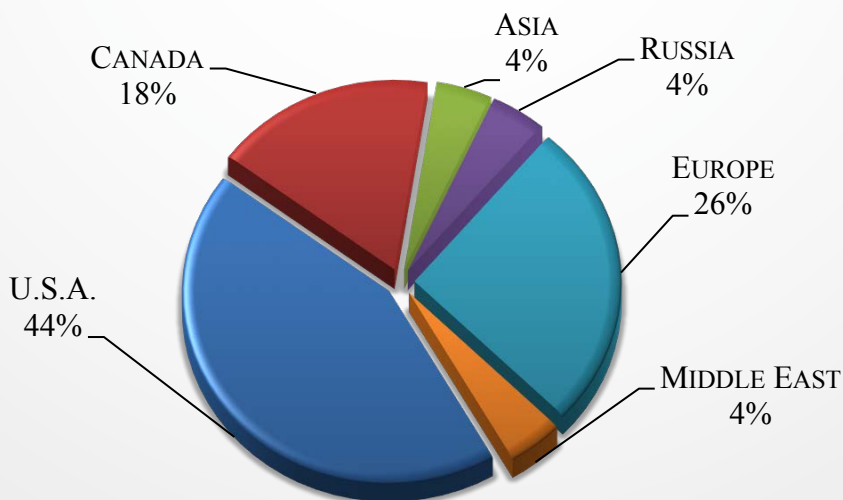
Currently, there are 23 CL605s for sale of 288 aircraft, representing 8% of the active fleet.

### CURRENT CHALLENGER 605 MARKET SUMMARY

AIRCRAFT SUMMARY	LOW	HIGH	AVERAGE
ASKING PRICE	\$6,500,000	\$12,995,000	\$10,676,000
AIRFRAME TOTAL TIME	1,041	7,038	2,955
MANUFACTURE YEAR	2007	2014	2010
DAYS ON MARKET	25	661	220

*FIGURES BASED ON ASKING PRICES, NOT SALES PRICES. BASED ON 23 AIRCRAFT FOR SALE AND 23 AIRCRAFT PRICES.*

### CURRENT CHALLENGER 605 MARKET BY SELLER LOCATION

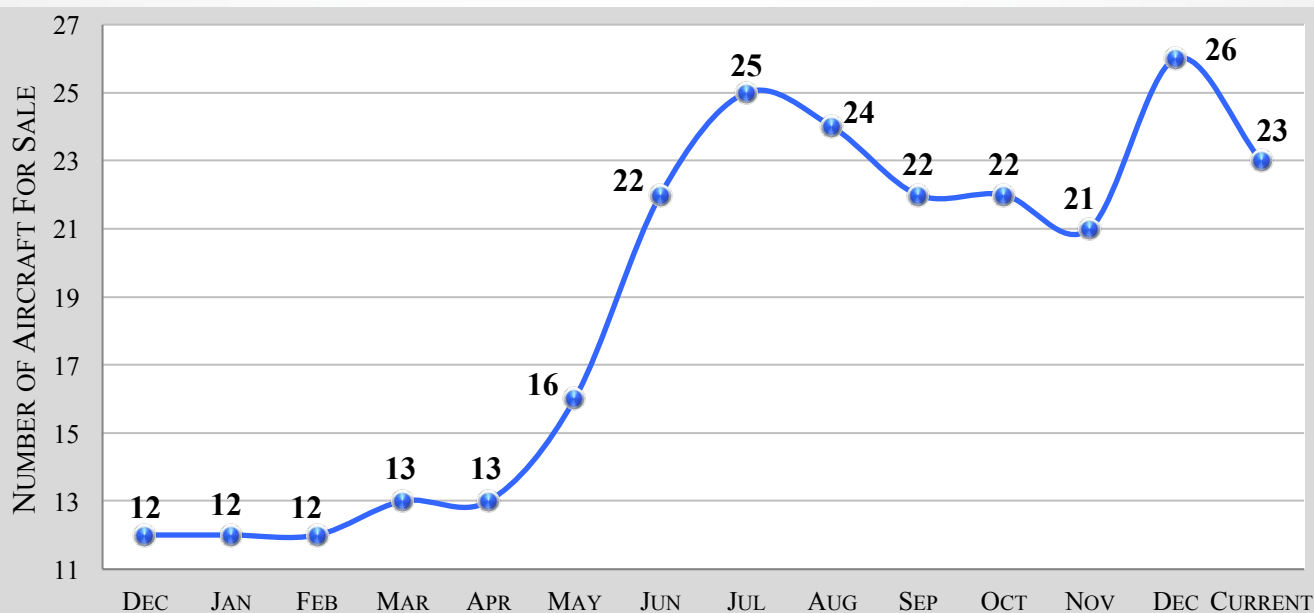




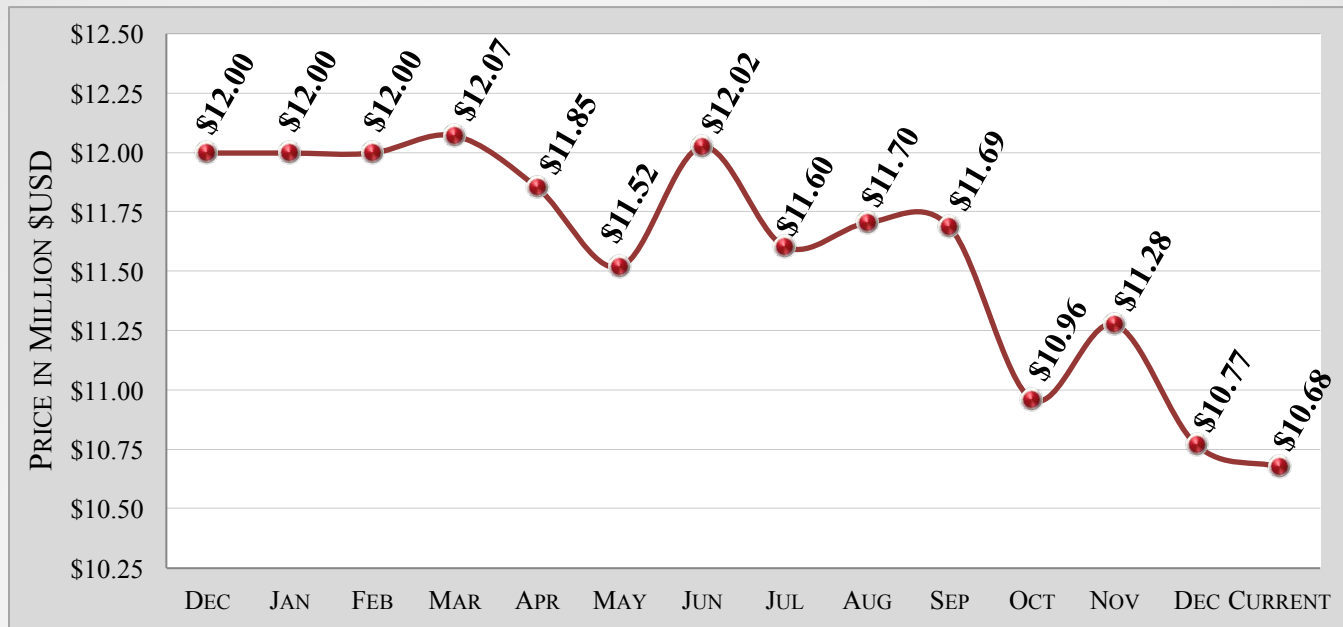
### CHALLENGER 605 – 6 MONTH MARKET HISTORY

MONTH	AUG	SEP	OCT	NOV	DEC	CURRENT	AVERAGE
AVERAGE ASK PRICE	\$11.7M	\$11.7M	\$11.0M	\$11.3M	\$10.8M	\$10.7M	\$11.2M
NUMBER FOR SALE	24	22	22	21	26	23	23
ACTIVE FLEET	288	288	288	288	288	288	288
PERCENTAGE FOR SALE	8%	8%	8%	7%	9%	8%	8%
AVERAGE YEAR	2009	2010	2009	2009	2010	2010	2011
AVERAGE DAYS ON MARKET	174	206	208	202	187	220	200
AVERAGE AIRFRAME TIME	2,950	2,853	2,820	2,868	2,550	2,995	2,883
TRANSACTIONS	1	2	2	1	1	TBD	7 TOTAL

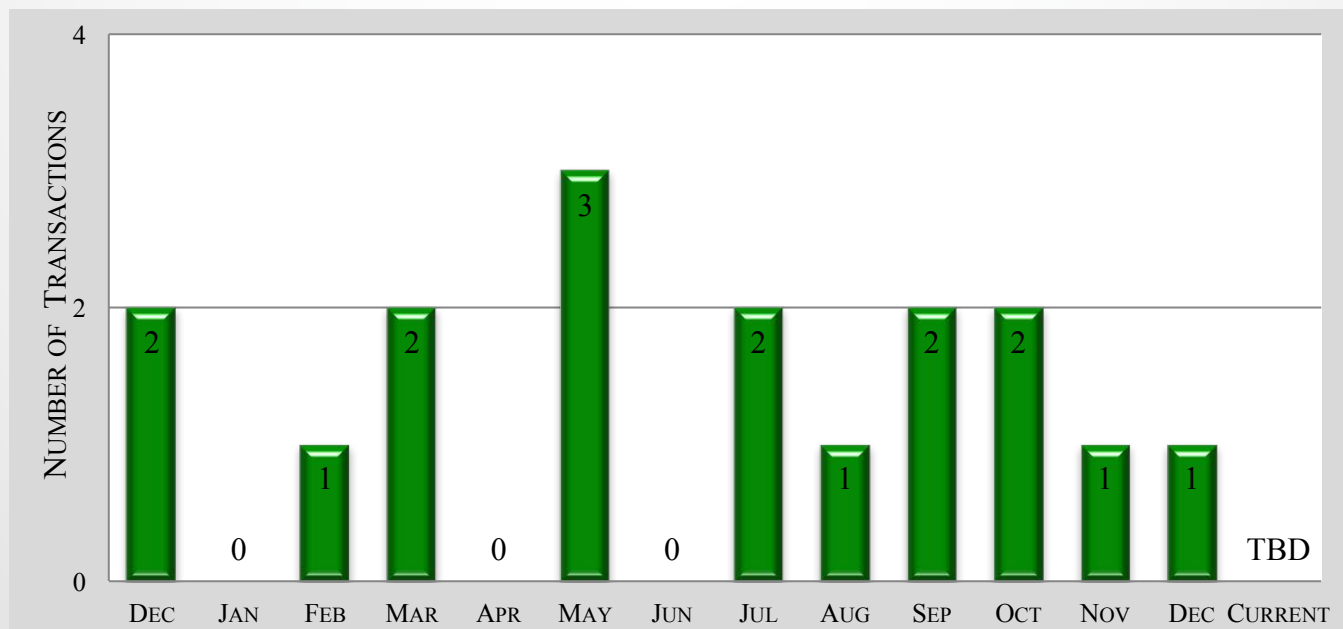
### CHALLENGER 605 – 12 MONTH FOR SALE INVENTORY HISTORY



## CHALLENGER 605 – 12 MONTH ASKING PRICE TREND



## CHALLENGER 605 – 12 MONTH TRANSACTION HISTORY



## CHALLENGER 605 – AIRCRAFT BLUE BOOK VALUATIONS

YEAR	AVERAGE RETAIL	AVERAGE WHOLESALE	TREND
2007	\$7,500,000	\$6,657,000	-\$500,000
2008	\$8,000,000	\$7,100,000	-\$500,000
2009	\$9,000,000	\$7,988,000	-\$500,000
2010	\$9,500,000	\$8,432,000	-\$500,000
2011	\$10,000,000	\$8,876,000	-\$750,000
2012	\$11,000,000	\$9,763,000	-\$750,000
2013	\$12,000,000	\$10,651,000	-\$750,000
2014	\$13,000,000	\$11,538,000	-\$1,250,000
2015	\$14,000,000	\$12,426,000	-\$1,250,000

*The above information is valid from December through February.*

## CHALLENGER 605 – VREF VALUATIONS

YEAR	AVERAGE RETAIL	AVERAGE WHOLESALE	TREND
2007	\$8,300,000	\$7,287,400	NO CHANGE
2008	\$8,550,000	\$7,524,000	NO CHANGE
2009	\$9,250,000	\$8,158,500	NO CHANGE
2010	\$10,050,000	\$8,864,100	NO CHANGE
2011	\$11,050,000	\$9,768,200	NO CHANGE
2012	\$12,000,000	\$10,608,000	NO CHANGE
2013	\$12,800,000	\$11,315,200	-\$200,000
2014	\$13,800,000	\$12,199,200	-\$200,000
2015	\$14,900,000	\$13,201,400	-\$300,000

*The above information is valid from December through February.*

### CHALLENGER 605 MARKET DETAILS AS OF JANUARY 2020 ARRANGED BY YEAR

YEAR	DAYS ON MARKET	ASK PRICE	AIRFRAME TOTAL TIME	LOCATION
2007	25	\$6,500,000	7,038	U.S.A.
2007	45	\$7,795,000	5,200	Europe
2008	56	\$9,995,000	2,279	Canada
2008	142	\$10,000,000	3,245	Canada
2008	101	\$9,995,000	3,820	Europe
2008	213	\$9,500,000	4,556	U.S.A.
2009	72	\$10,500,000	2,865	Canada
2009	420	\$9,450,000	4,335	U.S.A.
2009	226	\$10,995,000	1,469	Europe
2009	331	\$7,950,000	5,090	Europe
2010	267	\$10,950,000	3,202	Russia
2010	39	\$9,950,000	1,041	U.S.A.
2011	661	\$9,500,000	3,570	Europe
2011	197	\$11,995,000	3,499	U.S.A.
2012	280	\$10,850,000	1,700	Asia
2012	415	\$11,950,000	1,793	U.S.A.
2012	241	\$11,495,000	1,700	U.S.A.
2012	241	\$12,995,000	1,571	U.S.A.
2013	450	\$12,395,000	2,285	U.S.A.
2014	50	\$12,495,000	2,256	Canada
2014	218	\$12,800,000	1,916	Europe
2014	66	\$12,995,000	1,719	U.S.A.
2014	305	\$12,500,000	1,823	Middle East

### CHALLENGER 605 MARKET DETAILS AS OF JANUARY 2020 ARRANGED BY DAYS ON MARKET

YEAR	DAYS ON MARKET	ASK PRICE	AIRFRAME TOTAL TIME	LOCATION
2007	25	\$6,500,000	7,038	U.S.A.
2010	39	\$9,950,000	1,041	U.S.A.
2007	45	\$7,795,000	5,200	Europe
2014	50	\$12,495,000	2,256	Canada
2008	56	\$9,995,000	2,279	Canada
2014	66	\$12,995,000	1,719	U.S.A.
2009	72	\$10,500,000	2,865	Canada
2008	101	\$9,995,000	3,820	Europe
2008	142	\$10,000,000	3,245	Canada
2011	197	\$11,995,000	3,499	U.S.A.
2008	213	\$9,500,000	4,556	U.S.A.
2014	218	\$12,800,000	1,916	Europe
2009	226	\$10,995,000	1,469	Europe
2012	241	\$11,495,000	1,700	U.S.A.
2012	241	\$12,995,000	1,571	U.S.A.
2010	267	\$10,950,000	3,202	Russia
2012	280	\$10,850,000	1,700	Asia
2014	305	\$12,500,000	1,823	Middle East
2009	331	\$7,950,000	5,090	Europe
2012	415	\$11,950,000	1,793	U.S.A.
2009	420	\$9,450,000	4,335	U.S.A.
2013	450	\$12,395,000	2,285	U.S.A.
2011	661	\$9,500,000	3,570	Europe



### CHALLENGER 605 MARKET DETAILS AS OF JANUARY 2020

#### ARRANGED BY ASKING PRICE

YEAR	DAYS ON MARKET	ASK PRICE	AIRFRAME TOTAL TIME	LOCATION
2007	25	\$6,500,000	7,038	U.S.A.
2007	45	\$7,795,000	5,200	Europe
2009	331	\$7,950,000	5,090	Europe
2009	420	\$9,450,000	4,335	U.S.A.
2011	661	\$9,500,000	3,570	Europe
2008	213	\$9,500,000	4,556	U.S.A.
2010	39	\$9,950,000	1,041	U.S.A.
2008	56	\$9,995,000	2,279	Canada
2008	101	\$9,995,000	3,820	Europe
2008	142	\$10,000,000	3,245	Canada
2009	72	\$10,500,000	2,865	Canada
2012	280	\$10,850,000	1,700	Asia
2010	267	\$10,950,000	3,202	Russia
2009	226	\$10,995,000	1,469	Europe
2012	241	\$11,495,000	1,700	U.S.A.
2012	415	\$11,950,000	1,793	U.S.A.
2011	197	\$11,995,000	3,499	U.S.A.
2013	450	\$12,395,000	2,285	U.S.A.
2014	50	\$12,495,000	2,256	Canada
2014	305	\$12,500,000	1,823	Middle East
2014	218	\$12,800,000	1,916	Europe
2012	241	\$12,995,000	1,571	U.S.A.
2014	66	\$12,995,000	1,719	U.S.A.

CHALLENGER 605 MARKET DETAILS AS OF JANUARY 2020  
ARRANGED BY TOTAL TIME ON AIRFRAME

YEAR	DAYS ON MARKET	ASK PRICE	AIRFRAME TOTAL TIME	LOCATION
2010	39	\$9,950,000	1,041	U.S.A.
2009	226	\$10,995,000	1,469	Europe
2012	241	\$12,995,000	1,571	U.S.A.
2012	280	\$10,850,000	1,700	Asia
2012	241	\$11,495,000	1,700	U.S.A.
2014	66	\$12,995,000	1,719	U.S.A.
2012	415	\$11,950,000	1,793	U.S.A.
2014	305	\$12,500,000	1,823	Middle East
2014	218	\$12,800,000	1,916	Europe
2014	50	\$12,495,000	2,256	Canada
2008	56	\$9,995,000	2,279	Canada
2013	450	\$12,395,000	2,285	U.S.A.
2009	72	\$10,500,000	2,865	Canada
2010	267	\$10,950,000	3,202	Russia
2008	142	\$10,000,000	3,245	Canada
2011	197	\$11,995,000	3,499	U.S.A.
2011	661	\$9,500,000	3,570	Europe
2008	101	\$9,995,000	3,820	Europe
2009	420	\$9,450,000	4,335	U.S.A.
2008	213	\$9,500,000	4,556	U.S.A.
2009	331	\$7,950,000	5,090	Europe
2007	45	\$7,795,000	5,200	Europe
2007	25	\$6,500,000	7,038	U.S.A.

### CHALLENGER 605 MARKET DETAILS AS OF JANUARY 2020 ARRANGED BY LOCATION

YEAR	DAYS ON MARKET	ASK PRICE	AIRFRAME TOTAL TIME	LOCATION
2012	280	\$10,850,000	1,700	Asia
2008	56	\$9,995,000	2,279	Canada
2008	142	\$10,000,000	3,245	Canada
2009	72	\$10,500,000	2,865	Canada
2014	50	\$12,495,000	2,256	Canada
2007	45	\$7,795,000	5,200	Europe
2008	101	\$9,995,000	3,820	Europe
2009	226	\$10,995,000	1,469	Europe
2009	331	\$7,950,000	5,090	Europe
2011	661	\$9,500,000	3,570	Europe
2014	218	\$12,800,000	1,916	Europe
2014	305	\$12,500,000	1,823	Middle East
2010	267	\$10,950,000	3,202	Russia
2007	25	\$6,500,000	7,038	U.S.A.
2008	213	\$9,500,000	4,556	U.S.A.
2009	420	\$9,450,000	4,335	U.S.A.
2010	39	\$9,950,000	1,041	U.S.A.
2011	197	\$11,995,000	3,499	U.S.A.
2012	415	\$11,950,000	1,793	U.S.A.
2012	241	\$11,495,000	1,700	U.S.A.
2012	241	\$12,995,000	1,571	U.S.A.
2013	450	\$12,395,000	2,285	U.S.A.
2014	66	\$12,995,000	1,719	U.S.A.

### CHALLENGER 605 MARKET DETAILS AS OF JANUARY 2020

#### RECENT CHANGES TO FOR-SALE INVENTORY

YEAR	DAYS ON MARKET	ASK PRICE	AIRFRAME TOTAL TIME	LOCATION	STATUS
2009	108	\$8,500,000	6,152	Asia	Withdrawn 2019-12
2014	162	\$12,500,000	794	U.S.A.	Sold 2019-12
2015	56	n/a	1,144	U.S.A.	Deal Pending 2020-01
2015	56	n/a	1,058	Europe	Deal Pending 2020-01

#### Disclaimer

Market changes are based on responses from sellers and agents. These changes have been reported, but not yet confirmed. Altus Aviation offers the details of these aircraft in good faith but cannot guarantee or warrant the accuracy of this information nor warrant the condition of the aircraft. A buyer should instruct his agents, or his surveyors, to investigate such details as the buyer desires validated. These aircraft are offered subject to prior sale, price change, or withdrawal without notice.



The disclosures contained in research documents produced by Altus Aviation shall be governed by and construed in accordance with U.S. law. Altus Aviation specifically prohibits the redistribution of this document in whole or in part without the written permission of Altus Aviation and therefore Altus Aviation accepts no liability whatsoever for the actions of third parties in this respect. Images may depict objects or elements that are protected by third party copyright, trademarks and other intellectual property rights. © Altus Aviation 2016. All rights reserved.