



## CHALLENGER 605 MARKET OVERVIEW APRIL 2019

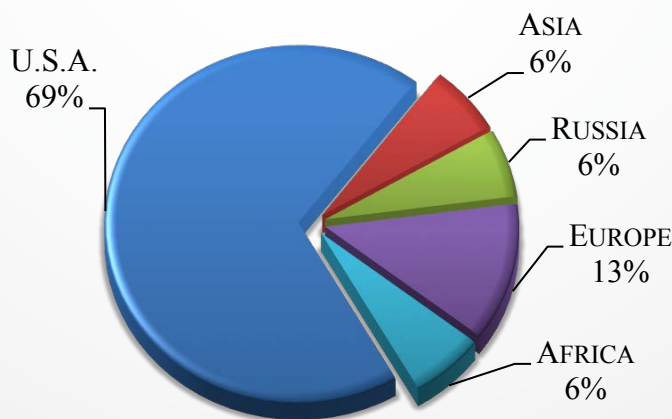
Currently, there are 16 CL605s for sale of 286 aircraft, representing 6% of the active fleet.

### CURRENT CHALLENGER 605 MARKET SUMMARY

AIRCRAFT SUMMARY	LOW	HIGH	AVERAGE
ASKING PRICE	\$9,700,000	\$14,350,000	\$11,518,000
AIRFRAME TOTAL TIME	1,384	5,354	2,804
MANUFACTURE YEAR	2007	2014	2011
DAYS ON MARKET	14	449	165

*FIGURES BASED ON ASKING PRICES, NOT SALES PRICES. BASED ON 16 AIRCRAFT FOR SALE AND 16 AIRCRAFT PRICES.*

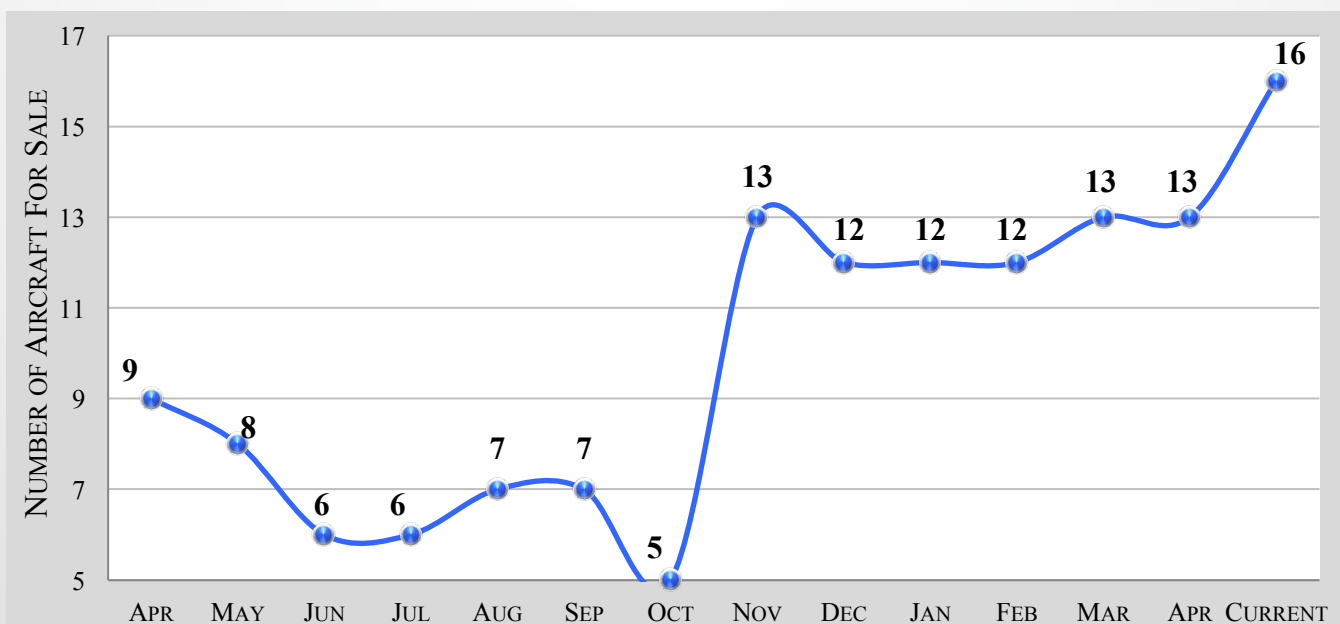
### CURRENT CHALLENGER 605 MARKET BY SELLER LOCATION



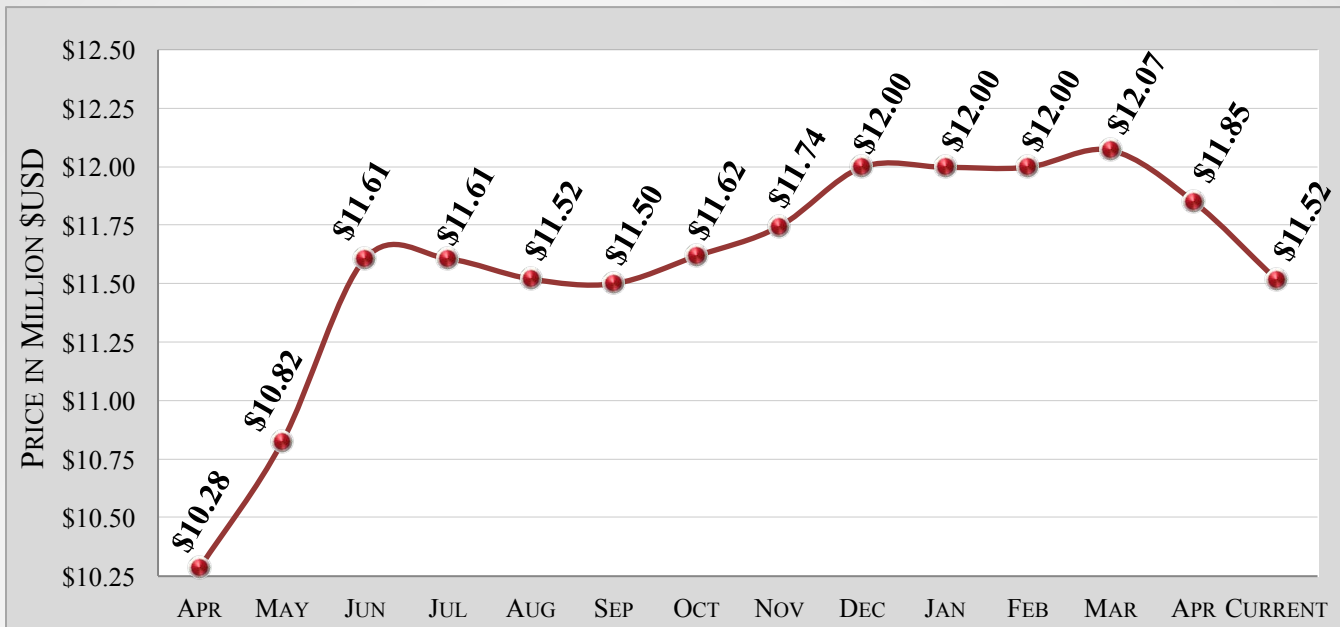
### CHALLENGER 605 – 6 MONTH MARKET HISTORY

MONTH	DEC	JAN	FEB	MAR	APR	CURRENT	AVERAGE
AVERAGE ASK PRICE	\$12.0M	\$12.0M	\$12.0M	\$12.1M	\$11.9M	\$11.5M	\$11.9M
NUMBER FOR SALE	12	12	12	13	13	16	13
ACTIVE FLEET	287	287	287	287	287	286	287
PERCENTAGE FOR SALE	4%	4%	4%	5%	5%	6%	5%
AVERAGE YEAR	2011	2011	2011	2011	2011	2011	2011
AVERAGE DAYS ON MARKET	95	107	131	152	170	165	137
AVERAGE AIRFRAME TIME	2,551	2,556	2,556	2,723	2,887	2,804	2,683
TRANSACTIONS	2	0	1	2	0	TBD	5 TOTAL

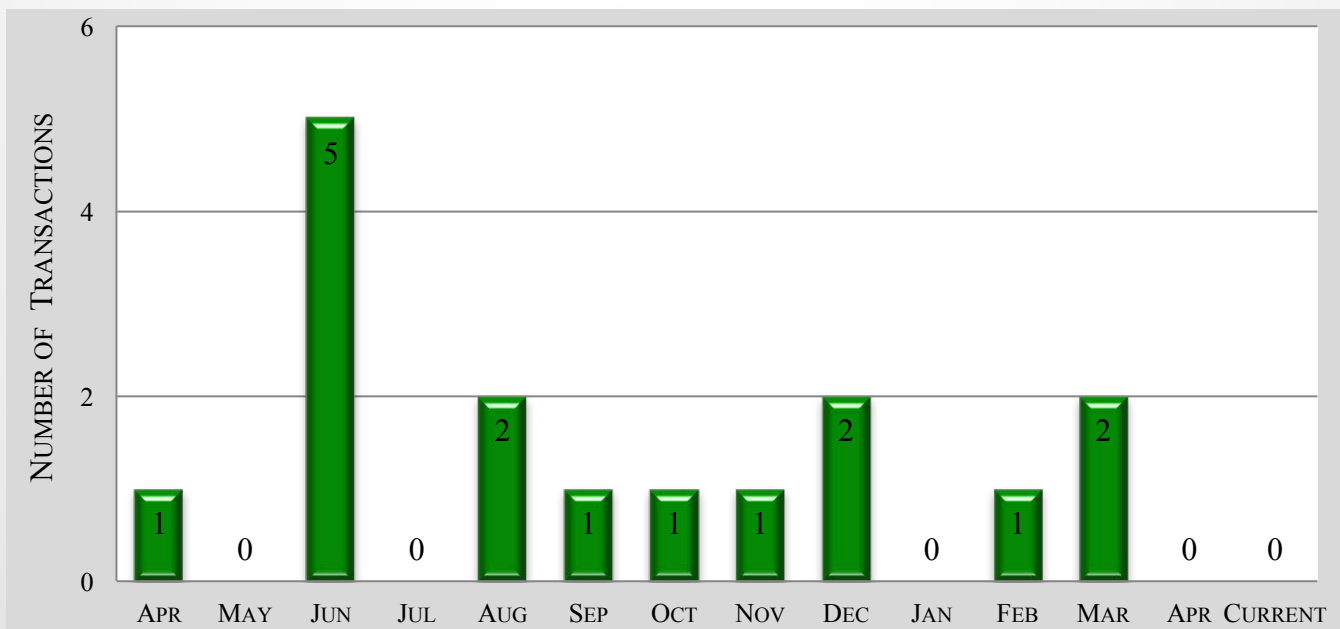
### CHALLENGER 605 – 12 MONTH FOR SALE INVENTORY HISTORY



## CHALLENGER 605 – 12 MONTH ASKING PRICE TREND



## CHALLENGER 605 – 12 MONTH TRANSACTION HISTORY



### CHALLENGER 605 – AIRCRAFT BLUE BOOK VALUATIONS

YEAR	AVERAGE RETAIL	AVERAGE WHOLESALE	TREND
2007	\$8,000,000	\$7,100,000	+\$221,000
2008	\$8,500,000	\$7,544,000	+\$222,000
2009	\$9,500,000	\$8,432,000	+\$222,000
2010	\$10,000,000	\$8,876,000	+\$222,000
2011	\$10,750,000	\$9,541,000	+\$222,000
2012	\$11,750,000	\$10,429,000	+\$222,000
2013	\$12,750,000	\$11,316,000	+\$222,000
2014	\$14,250,000	\$12,648,000	+\$222,000
2015	\$15,250,000	\$13,535,000	+\$222,000

*The above information is valid from March through May.*

## CHALLENGER 605 – VREF VALUATIONS

YEAR	AVERAGE RETAIL	AVERAGE WHOLESALE	TREND
2007	\$8,300,000	\$7,287,400	NO CHANGE
2008	\$8,550,000	\$7,524,000	NO CHANGE
2009	\$9,250,000	\$8,158,500	NO CHANGE
2010	\$10,050,000	\$8,864,100	NO CHANGE
2011	\$11,050,000	\$9,768,200	NO CHANGE
2012	\$11,800,000	\$10,431,200	NO CHANGE
2013	\$13,000,000	\$11,492,000	NO CHANGE
2014	\$14,000,000	\$12,376,000	NO CHANGE
2015	\$15,200,000	\$13,467,200	NO CHANGE

*The above information is valid from March through May.*

## CHALLENGER 605 MARKET DETAILS AS OF APRIL 2019 ARRANGED BY YEAR

YEAR	DAYS ON MARKET	ASK PRICE	AIRFRAME TOTAL TIME	LOCATION
2007	25	\$9,950,000	2,395	U.S.A.
2008	97	\$10,495,000	4,170	U.S.A.
2008	15	\$9,950,000	3,329	U.S.A.
2008	196	\$9,750,000	5,354	U.S.A.
2009	193	\$10,150,000	4,335	U.S.A.
2009	449	\$9,700,000	4,250	Europe
2010	40	\$10,950,000	3,202	Russia
2011	434	\$9,900,000	3,570	Europe
2012	174	\$11,500,000	1,700	Asia
2012	141	\$12,750,000	2,157	U.S.A.
2012	188	\$13,000,000	1,775	U.S.A.
2012	202	\$12,650,000	1,700	U.S.A.
2012	14	\$11,200,000	1,566	U.S.A.
2013	167	\$13,995,000	1,384	U.S.A.
2013	223	\$13,995,000	2,154	U.S.A.
2014	78	\$14,350,000	1,823	Africa

## CHALLENGER 605 MARKET DETAILS AS OF APRIL 2019

### ARRANGED BY DAYS ON MARKET

YEAR	DAYS ON MARKET	ASK PRICE	AIRFRAME TOTAL TIME	LOCATION
2012	14	\$11,200,000	1,566	U.S.A.
2008	15	\$9,950,000	3,329	U.S.A.
2007	25	\$9,950,000	2,395	U.S.A.
2010	40	\$10,950,000	3,202	Russia
2014	78	\$14,350,000	1,823	Africa
2008	97	\$10,495,000	4,170	U.S.A.
2012	141	\$12,750,000	2,157	U.S.A.
2013	167	\$13,995,000	1,384	U.S.A.
2012	174	\$11,500,000	1,700	Asia
2012	188	\$13,000,000	1,775	U.S.A.
2009	193	\$10,150,000	4,335	U.S.A.
2008	196	\$9,750,000	5,354	U.S.A.
2012	202	\$12,650,000	1,700	U.S.A.
2013	223	\$13,995,000	2,154	U.S.A.
2011	434	\$9,900,000	3,570	Europe
2009	449	\$9,700,000	4,250	Europe



## CHALLENGER 605 MARKET DETAILS AS OF APRIL 2019

### ARRANGED BY ASKING PRICE

YEAR	DAYS ON MARKET	ASK PRICE	AIRFRAME TOTAL TIME	LOCATION
2009	449	\$9,700,000	4,250	Europe
2008	196	\$9,750,000	5,354	U.S.A.
2011	434	\$9,900,000	3,570	Europe
2008	15	\$9,950,000	3,329	U.S.A.
2007	25	\$9,950,000	2,395	U.S.A.
2009	193	\$10,150,000	4,335	U.S.A.
2008	97	\$10,495,000	4,170	U.S.A.
2010	40	\$10,950,000	3,202	Russia
2012	14	\$11,200,000	1,566	U.S.A.
2012	174	\$11,500,000	1,700	Asia
2012	202	\$12,650,000	1,700	U.S.A.
2012	141	\$12,750,000	2,157	U.S.A.
2012	188	\$13,000,000	1,775	U.S.A.
2013	167	\$13,995,000	1,384	U.S.A.
2013	223	\$13,995,000	2,154	U.S.A.
2014	78	\$14,350,000	1,823	Africa

## CHALLENGER 605 MARKET DETAILS AS OF APRIL 2019

### ARRANGED BY TOTAL TIME ON AIRFRAME

YEAR	DAYS ON MARKET	ASK PRICE	AIRFRAME TOTAL TIME	LOCATION
2013	167	\$13,995,000	1,384	U.S.A.
2012	14	\$11,200,000	1,566	U.S.A.
2012	174	\$11,500,000	1,700	Asia
2012	202	\$12,650,000	1,700	U.S.A.
2012	188	\$13,000,000	1,775	U.S.A.
2014	78	\$14,350,000	1,823	Africa
2013	223	\$13,995,000	2,154	U.S.A.
2012	141	\$12,750,000	2,157	U.S.A.
2007	25	\$9,950,000	2,395	U.S.A.
2010	40	\$10,950,000	3,202	Russia
2008	15	\$9,950,000	3,329	U.S.A.
2011	434	\$9,900,000	3,570	Europe
2008	97	\$10,495,000	4,170	U.S.A.
2009	449	\$9,700,000	4,250	Europe
2009	193	\$10,150,000	4,335	U.S.A.
2008	196	\$9,750,000	5,354	U.S.A.

## CHALLENGER 605 MARKET DETAILS AS OF APRIL 2019 ARRANGED BY LOCATION

YEAR	DAYS ON MARKET	ASK PRICE	AIRFRAME TOTAL TIME	LOCATION
2014	78	\$14,350,000	1,823	Africa
2012	174	\$11,500,000	1,700	Asia
2011	434	\$9,900,000	3,570	Europe
2009	449	\$9,700,000	4,250	Europe
2010	40	\$10,950,000	3,202	Russia
2013	167	\$13,995,000	1,384	U.S.A.
2012	14	\$11,200,000	1,566	U.S.A.
2012	202	\$12,650,000	1,700	U.S.A.
2012	188	\$13,000,000	1,775	U.S.A.
2013	223	\$13,995,000	2,154	U.S.A.
2012	141	\$12,750,000	2,157	U.S.A.
2007	25	\$9,950,000	2,395	U.S.A.
2008	15	\$9,950,000	3,329	U.S.A.
2008	97	\$10,495,000	4,170	U.S.A.
2009	193	\$10,150,000	4,335	U.S.A.
2008	196	\$9,750,000	5,354	U.S.A.

## CHALLENGER 605 MARKET DETAILS AS OF APRIL 2019

### RECENT CHANGES TO FOR-SALE INVENTORY

YEAR	DAYS ON MARKET	ASK PRICE	AIRFRAME TOTAL TIME	LOCATION	STATUS
2009	56	n/a	5,793	Middle East	Deal Pending 2019-04

#### **Disclaimer**

*Market changes are based on responses from sellers and agents. These changes have been reported, but not yet confirmed. Altus Aviation offers the details of these aircraft in good faith but cannot guarantee or warrant the accuracy of this information nor warrant the condition of the aircraft. A buyer should instruct his agents, or his surveyors, to investigate such details as the buyer desires validated. These aircraft are offered subject to prior sale, price change, or withdrawal without notice.*



The disclosures contained in research documents produced by Altus Aviation shall be governed by and construed in accordance with U.S. law. Altus Aviation specifically prohibits the redistribution of this document in whole or in part without the written permission of Altus Aviation and therefore Altus Aviation accepts no liability whatsoever for the actions of third parties in this respect. Images may depict objects or elements that are protected by third party copyright, trademarks and other intellectual property rights. © Altus Aviation 2016. All rights reserved.