



CHALLENGER 605 MARKET OVERVIEW MARCH 2019

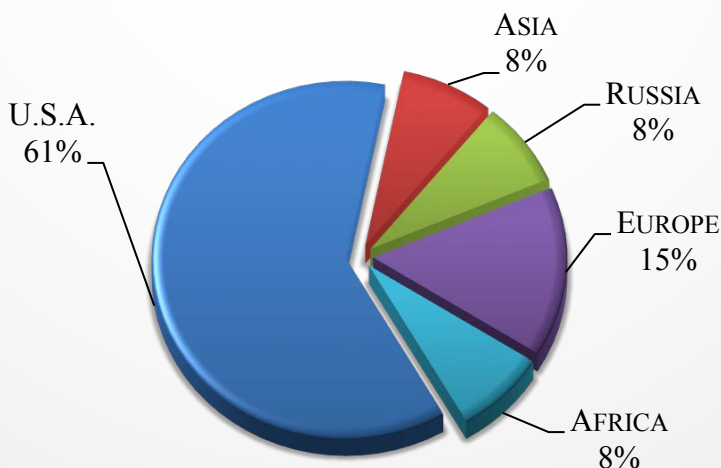
Currently, there are 13 CL605s for sale of 287 aircraft, representing 5% of the active fleet.

CURRENT CHALLENGER 605 MARKET SUMMARY

AIRCRAFT SUMMARY	LOW	HIGH	AVERAGE
ASKING PRICE	\$9,700,000	\$14,350,000	\$11,852,000
AIRFRAME TOTAL TIME	1,384	5,354	2,887
MANUFACTURE YEAR	2008	2014	2011
DAYS ON MARKET	11	420	170

FIGURES BASED ON ASKING PRICES, NOT SALES PRICES. BASED ON 13 AIRCRAFT FOR SALE AND 13 AIRCRAFT PRICES.

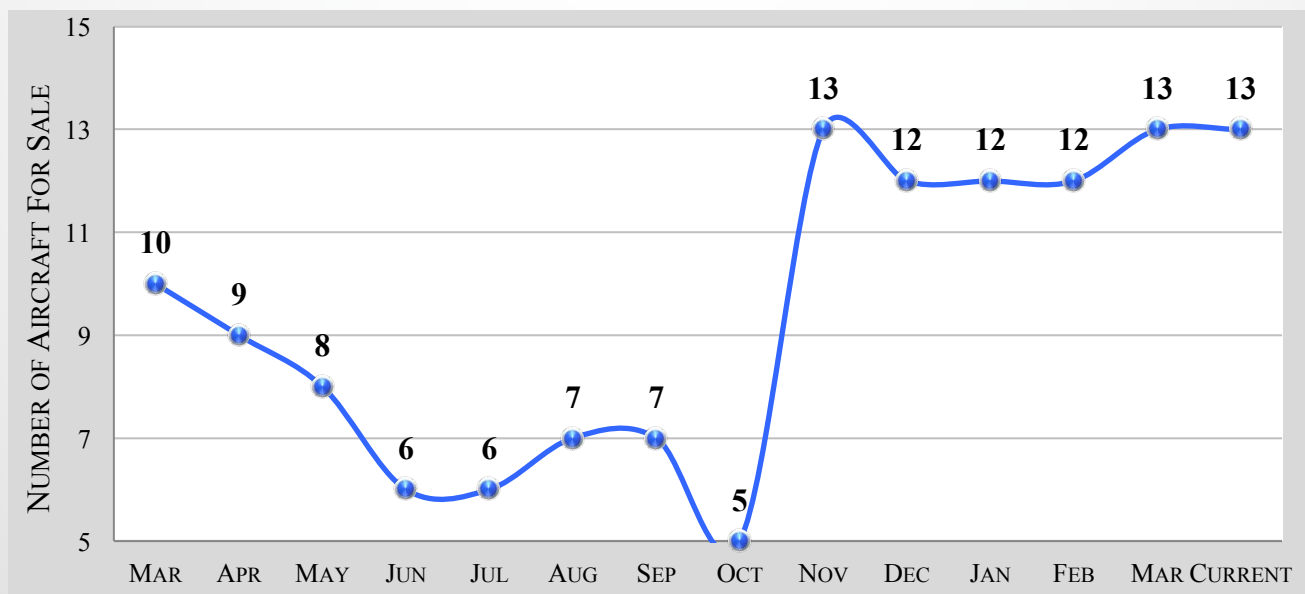
CURRENT CHALLENGER 605 MARKET BY SELLER LOCATION



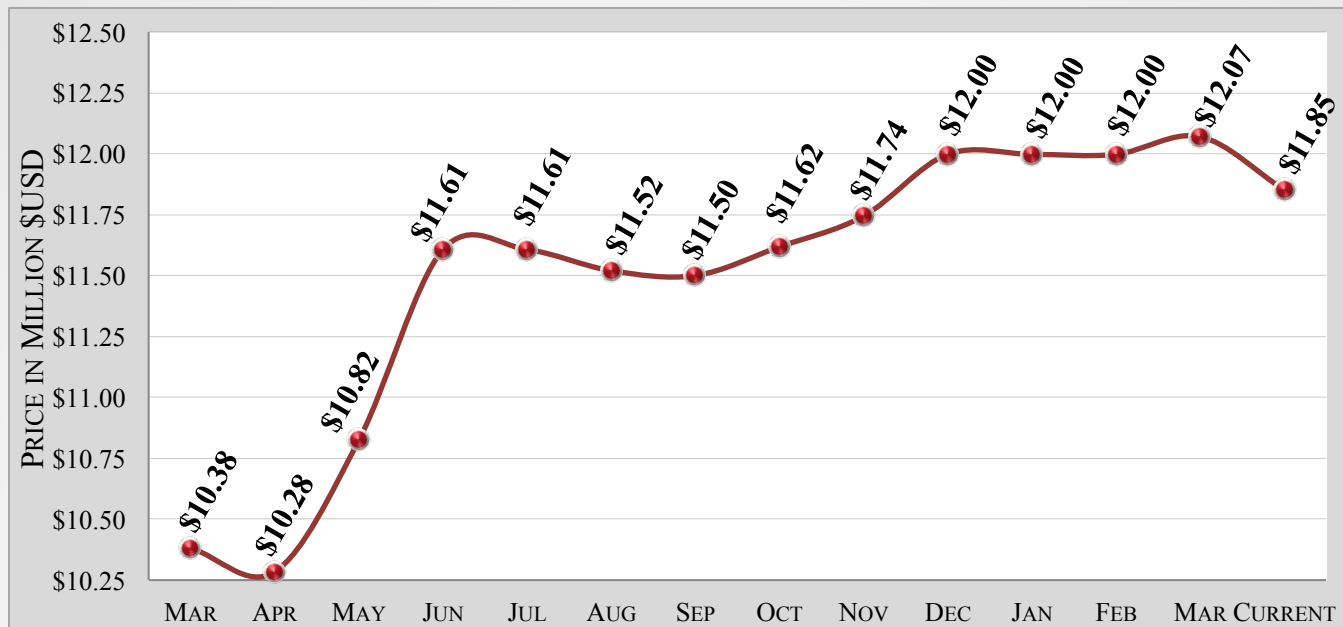
CHALLENGER 605 – 6 MONTH MARKET HISTORY

MONTH	NOV	DEC	JAN	FEB	MAR	CURRENT	AVERAGE
AVERAGE ASK PRICE	\$11.7M	\$12.0M	\$12.0M	\$12.0M	\$12.1M	\$11.9M	\$11.9M
NUMBER FOR SALE	13	12	12	12	13	13	13
ACTIVE FLEET	287	287	287	287	287	287	287
PERCENTAGE FOR SALE	5%	4%	4%	4%	5%	5%	5%
AVERAGE YEAR	2011	2011	2011	2011	2011	2011	2011
AVERAGE DAYS ON MARKET	110	95	107	131	152	170	128
AVERAGE AIRFRAME TIME	2,569	2,551	2,556	2,556	2,723	2,887	2,664
TRANSACTIONS	1	2	0	1	2	TBD	6 TOTAL

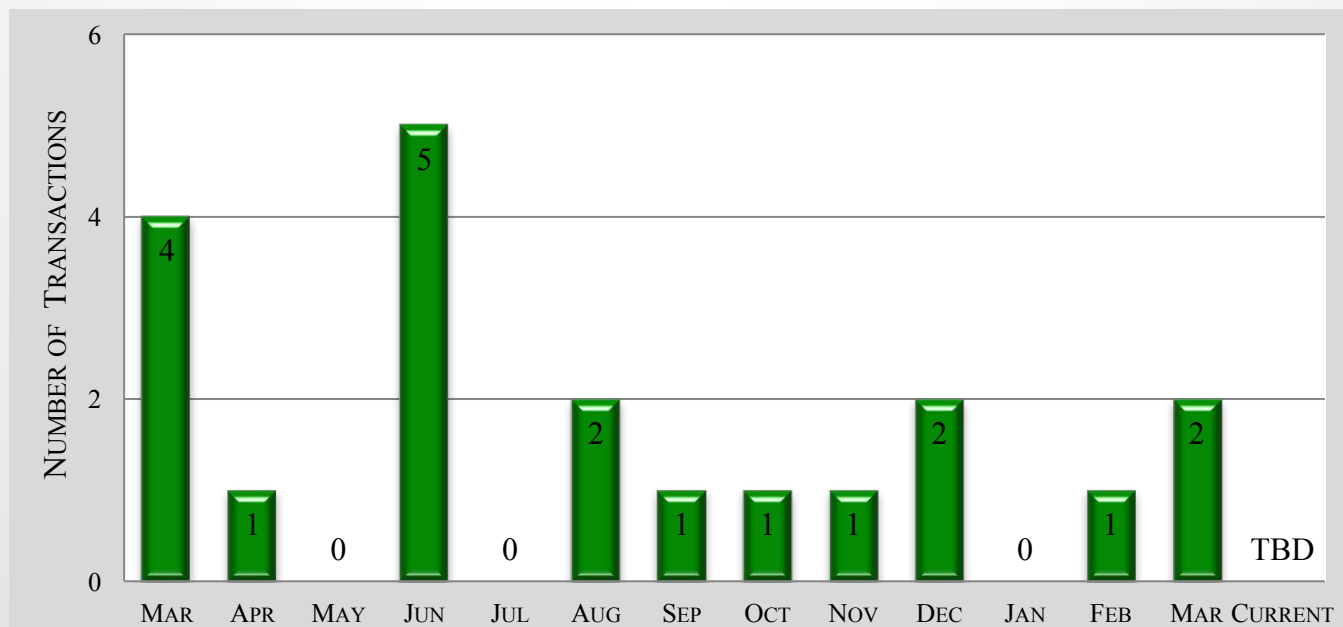
CHALLENGER 605 – 12 MONTH FOR SALE INVENTORY HISTORY



CHALLENGER 605 – 12 MONTH ASKING PRICE TREND



CHALLENGER 605 – 12 MONTH TRANSACTION HISTORY



CHALLENGER 605 – AIRCRAFT BLUE BOOK VALUATIONS

YEAR	AVERAGE RETAIL	AVERAGE WHOLESALE	TREND
2007	\$8,000,000	\$7,100,000	+\$221,000
2008	\$8,500,000	\$7,544,000	+\$222,000
2009	\$9,500,000	\$8,432,000	+\$222,000
2010	\$10,000,000	\$8,876,000	+\$222,000
2011	\$10,750,000	\$9,541,000	+\$222,000
2012	\$11,750,000	\$10,429,000	+\$222,000
2013	\$12,750,000	\$11,316,000	+\$222,000
2014	\$14,250,000	\$12,648,000	+\$222,000
2015	\$15,250,000	\$13,535,000	+\$222,000

The above information is valid from March through May.

CHALLENGER 605 – VREF VALUATIONS

YEAR	AVERAGE RETAIL	AVERAGE WHOLESALE	TREND
2007	\$8,300,000	\$7,287,400	NO CHANGE
2008	\$8,550,000	\$7,524,000	NO CHANGE
2009	\$9,250,000	\$8,158,500	NO CHANGE
2010	\$10,050,000	\$8,864,100	NO CHANGE
2011	\$11,050,000	\$9,768,200	NO CHANGE
2012	\$11,800,000	\$10,431,200	NO CHANGE
2013	\$13,000,000	\$11,492,000	NO CHANGE
2014	\$14,000,000	\$12,376,000	NO CHANGE
2015	\$15,200,000	\$13,467,200	NO CHANGE

The above information is valid from March through May.

CHALLENGER 605 MARKET DETAILS AS OF MARCH 2019 ARRANGED BY YEAR

YEAR	DAYS ON MARKET	ASK PRICE	AIRFRAME TOTAL TIME	LOCATION
2008	68	\$10,495,000	4,170	U.S.A.
2008	167	\$9,950,000	5,354	U.S.A.
2009	164	\$10,495,000	4,335	U.S.A.
2009	420	\$9,700,000	4,250	Europe
2010	11	\$10,950,000	3,202	Russia
2011	405	\$9,900,000	3,570	Europe
2012	145	\$11,500,000	1,700	Asia
2012	112	\$12,750,000	2,157	U.S.A.
2012	159	\$13,000,000	1,775	U.S.A.
2012	173	\$12,995,000	1,662	U.S.A.
2013	138	\$13,995,000	1,384	U.S.A.
2013	194	\$13,995,000	2,154	U.S.A.
2014	49	\$14,350,000	1,823	Africa

CHALLENGER 605 MARKET DETAILS AS OF MARCH 2019 ARRANGED BY DAYS ON MARKET

YEAR	DAYS ON MARKET	ASK PRICE	AIRFRAME TOTAL TIME	LOCATION
2010	11	\$10,950,000	3,202	Russia
2014	49	\$14,350,000	1,823	Africa
2008	68	\$10,495,000	4,170	U.S.A.
2012	112	\$12,750,000	2,157	U.S.A.
2013	138	\$13,995,000	1,384	U.S.A.
2012	145	\$11,500,000	1,700	Asia
2012	159	\$13,000,000	1,775	U.S.A.
2009	164	\$10,495,000	4,335	U.S.A.
2008	167	\$9,950,000	5,354	U.S.A.
2012	173	\$12,995,000	1,662	U.S.A.
2013	194	\$13,995,000	2,154	U.S.A.
2011	405	\$9,900,000	3,570	Europe
2009	420	\$9,700,000	4,250	Europe

CHALLENGER 605 MARKET DETAILS AS OF MARCH 2019 ARRANGED BY ASKING PRICE

YEAR	DAYS ON MARKET	ASK PRICE	AIRFRAME TOTAL TIME	LOCATION
2009	420	\$9,700,000	4,250	Europe
2011	405	\$9,900,000	3,570	Europe
2008	167	\$9,950,000	5,354	U.S.A.
2008	68	\$10,495,000	4,170	U.S.A.
2009	164	\$10,495,000	4,335	U.S.A.
2010	11	\$10,950,000	3,202	Russia
2012	145	\$11,500,000	1,700	Asia
2012	112	\$12,750,000	2,157	U.S.A.
2012	173	\$12,995,000	1,662	U.S.A.
2012	159	\$13,000,000	1,775	U.S.A.
2013	138	\$13,995,000	1,384	U.S.A.
2013	194	\$13,995,000	2,154	U.S.A.
2014	49	\$14,350,000	1,823	Africa

CHALLENGER 605 MARKET DETAILS AS OF MARCH 2019

ARRANGED BY TOTAL TIME ON AIRFRAME

YEAR	DAYS ON MARKET	ASK PRICE	AIRFRAME TOTAL TIME	LOCATION
2013	138	\$13,995,000	1,384	U.S.A.
2012	173	\$12,995,000	1,662	U.S.A.
2012	145	\$11,500,000	1,700	Asia
2012	159	\$13,000,000	1,775	U.S.A.
2014	49	\$14,350,000	1,823	Africa
2013	194	\$13,995,000	2,154	U.S.A.
2012	112	\$12,750,000	2,157	U.S.A.
2010	11	\$10,950,000	3,202	Russia
2011	405	\$9,900,000	3,570	Europe
2008	68	\$10,495,000	4,170	U.S.A.
2009	420	\$9,700,000	4,250	Europe
2009	164	\$10,495,000	4,335	U.S.A.
2008	167	\$9,950,000	5,354	U.S.A.

CHALLENGER 605 MARKET DETAILS AS OF MARCH 2019 ARRANGED BY LOCATION

YEAR	DAYS ON MARKET	ASK PRICE	AIRFRAME TOTAL TIME	LOCATION
2014	49	\$14,350,000	1,823	Africa
2012	145	\$11,500,000	1,700	Asia
2009	420	\$9,700,000	4,250	Europe
2011	405	\$9,900,000	3,570	Europe
2010	11	\$10,950,000	3,202	Russia
2008	68	\$10,495,000	4,170	U.S.A.
2008	167	\$9,950,000	5,354	U.S.A.
2009	164	\$10,495,000	4,335	U.S.A.
2012	112	\$12,750,000	2,157	U.S.A.
2012	159	\$13,000,000	1,775	U.S.A.
2012	173	\$12,995,000	1,662	U.S.A.
2013	138	\$13,995,000	1,384	U.S.A.
2013	194	\$13,995,000	2,154	U.S.A.

CHALLENGER 605 MARKET DETAILS AS OF MARCH 2019

RECENT CHANGES TO FOR-SALE INVENTORY

SERIAL #	REGISTRATION	YEAR	DAYS ON MARKET	ASK PRICE	AIRFRAME TOTAL TIME	LOCATION	STATUS
5784	A7-CEB	2009	27	n/a	5,793	Middle East	Deal Pending 2019-04
5823	PP-COA	2010	128	\$10,995,000	1,250	S. America	Sold 2019-03
5853	M-ROKA	2011	137	\$13,850,000	1,512	Asia	Sold 2019-03

Disclaimer

Market changes are based on responses from sellers and agents. These changes have been reported, but not yet confirmed. Altus Aviation offers the details of these aircraft in good faith but cannot guarantee or warrant the accuracy of this information nor warrant the condition of the aircraft. A buyer should instruct his agents, or his surveyors, to investigate such details as the buyer desires validated. These aircraft are offered subject to prior sale, price change, or withdrawal without notice.



The disclosures contained in research documents produced by Altus Aviation shall be governed by and construed in accordance with U.S. law. Altus Aviation specifically prohibits the redistribution of this document in whole or in part without the written permission of Altus Aviation and therefore Altus Aviation accepts no liability whatsoever for the actions of third parties in this respect. Images may depict objects or elements that are protected by third party copyright, trademarks and other intellectual property rights. © Altus Aviation 2016. All rights reserved.