



CHALLENGER 605 MARKET OVERVIEW

JANUARY 2019

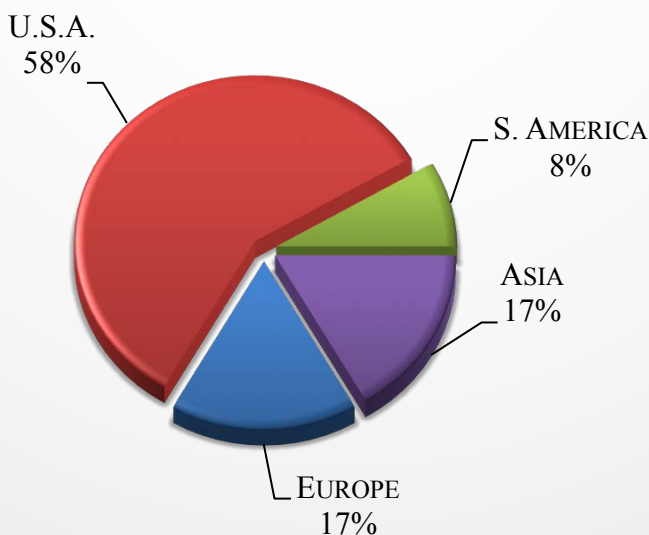
Currently, there are 12 CL605s for sale of 287 aircraft, representing 4% of the active fleet.

CURRENT CHALLENGER 605 MARKET SUMMARY

AIRCRAFT SUMMARY	LOW	HIGH	AVERAGE
ASKING PRICE	\$9,700,000	\$14,995,000	\$11,998,000
AIRFRAME TOTAL TIME	1,250	5,354	2,566
MANUFACTURE YEAR	2008	2013	2011
DAYS ON MARKET	39	347	131

FIGURES BASED ON ASKING PRICES, NOT SALES PRICES. BASED ON 12 AIRCRAFT FOR SALE AND 12 AIRCRAFT PRICES.

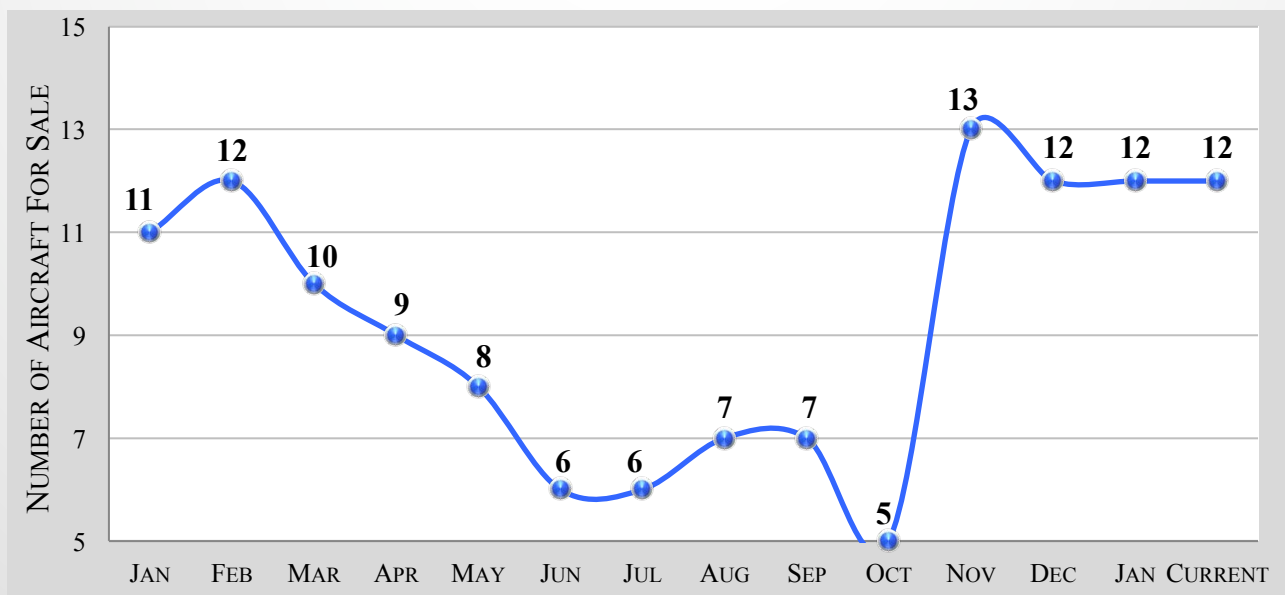
CURRENT CHALLENGER 605 MARKET BY SELLER LOCATION



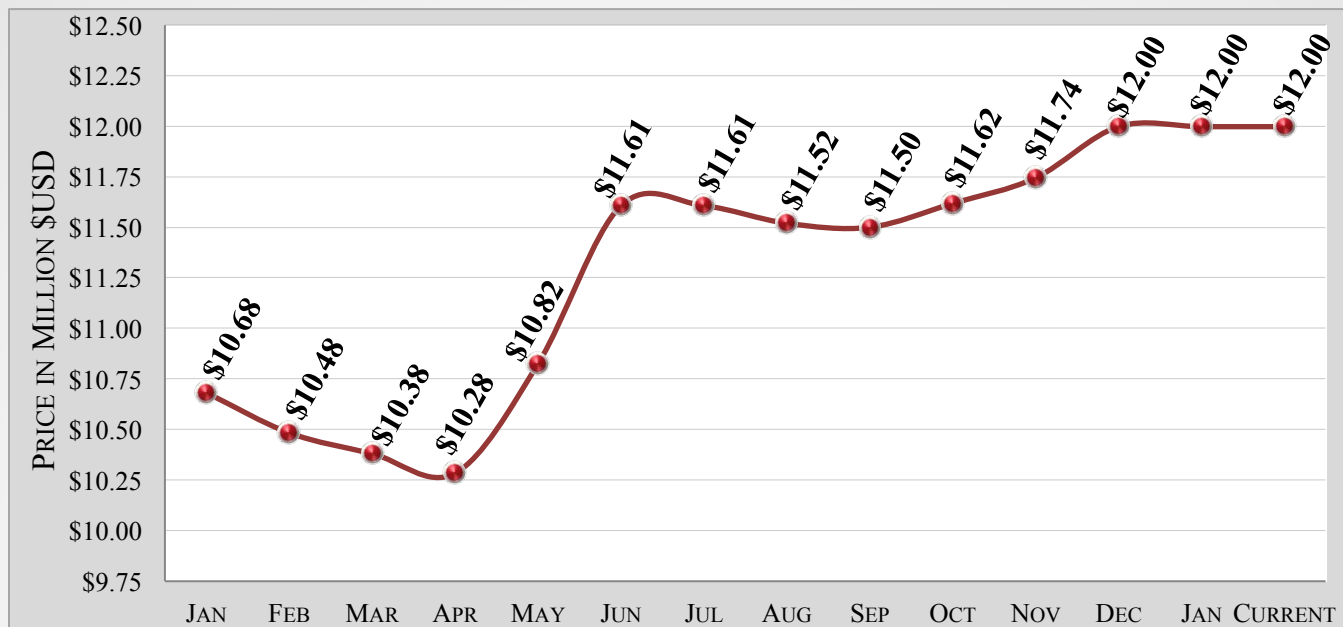
CHALLENGER 605 – 6 MONTH MARKET HISTORY

MONTH	SEP	OCT	NOV	DEC	JAN	CURRENT	AVERAGE
AVERAGE ASK PRICE	\$11.5M	\$11.6M	\$11.7M	\$12.0M	\$12.0M	\$12.0M	\$11.8M
NUMBER FOR SALE	7	5	13	12	12	12	10
ACTIVE FLEET	287	287	287	287	287	287	287
PERCENTAGE FOR SALE	2%	2%	5%	4%	4%	4%	4%
AVERAGE YEAR	2011	2011	2011	2011	2011	2011	2011
AVERAGE DAYS ON MARKET	277	108	110	95	107	131	138
AVERAGE AIRFRAME TIME	2,755	2,479	2,569	2,551	2,556	2,556	2,581
TRANSACTIONS	1	1	1	2	0	TBD	5 TOTAL

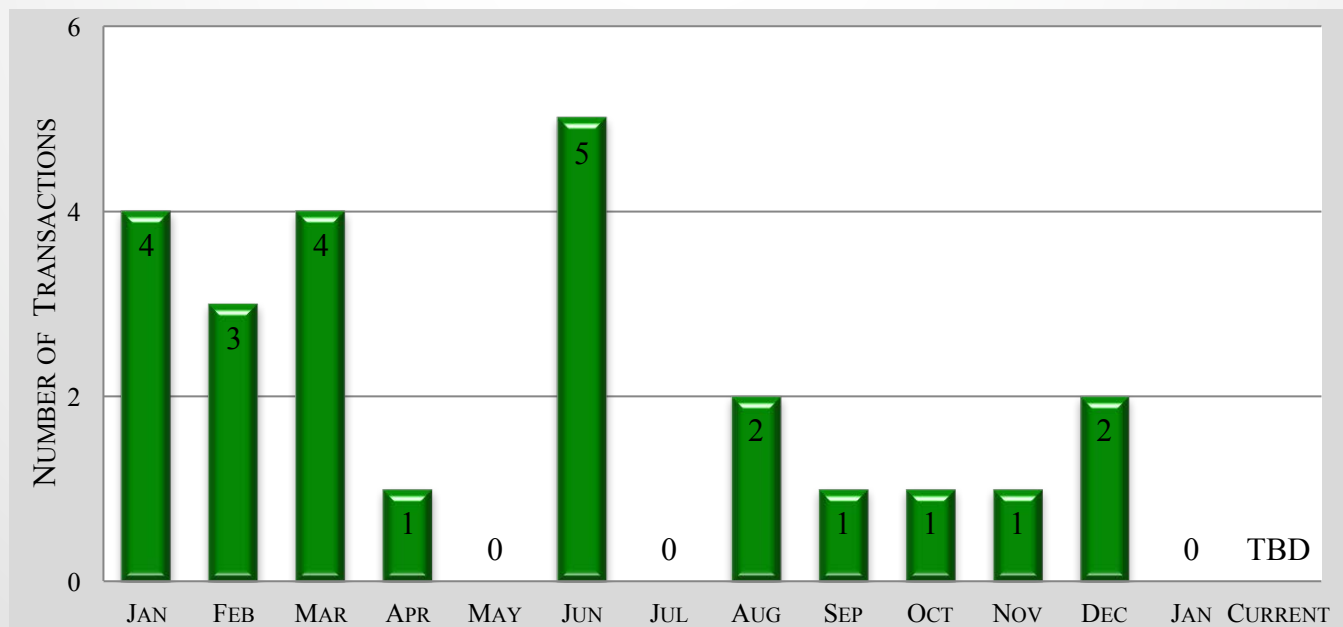
CHALLENGER 605 – 12 MONTH FOR SALE INVENTORY HISTORY



CHALLENGER 605 – 12 MONTH ASKING PRICE TREND



CHALLENGER 605 – 12 MONTH TRANSACTION HISTORY



CHALLENGER 605 – AIRCRAFT BLUE BOOK VALUATIONS

YEAR	AVERAGE RETAIL	AVERAGE WHOLESALE	TREND
2007	\$7,750,000	\$6,879,000	NO CHANGE
2008	\$8,250,000	\$7,322,000	NO CHANGE
2009	\$9,250,000	\$8,210,000	NO CHANGE
2010	\$9,750,000	\$8,654,000	NO CHANGE
2011	\$10,500,000	\$9,319,000	NO CHANGE
2012	\$11,500,000	\$10,207,000	NO CHANGE
2013	\$12,500,000	\$11,094,000	NO CHANGE
2014	\$14,000,000	\$12,426,000	NO CHANGE
2015	\$15,000,000	\$13,313,000	NO CHANGE

The above information is valid from December through February.

CHALLENGER 605 – VREF VALUATIONS

YEAR	AVERAGE RETAIL	AVERAGE WHOLESALE	TREND
2007	\$8,300,000	\$7,287,400	NO CHANGE
2008	\$8,550,000	\$7,524,000	NO CHANGE
2009	\$9,250,000	\$8,158,500	NO CHANGE
2010	\$10,050,000	\$8,864,100	NO CHANGE
2011	\$11,050,000	\$9,768,200	NO CHANGE
2012	\$11,800,000	\$10,431,200	NO CHANGE
2013	\$13,000,000	\$11,492,000	NO CHANGE
2014	\$14,000,000	\$12,376,000	NO CHANGE
2015	\$15,200,000	\$13,467,200	-\$300,000

The above information is valid from December through February.

CHALLENGER 605 MARKET DETAILS AS OF JANUARY 2019 ARRANGED BY YEAR

YEAR	DAYS ON MARKET	ASK PRICE	AIRFRAME TOTAL TIME	LOCATION
2008	94	\$10,395,000	5,354	U.S.A.
2009	91	\$9,900,000	4,335	U.S.A.
2009	347	\$9,700,000	4,250	Europe
2010	86	\$10,995,000	1,250	S. America
2011	95	\$13,850,000	1,512	Asia
2011	332	\$9,900,000	3,479	Europe
2012	114	\$11,500,000	1,629	Asia
2012	39	\$12,750,000	2,141	U.S.A.
2012	86	\$13,000,000	1,775	U.S.A.
2012	100	\$12,995,000	1,662	U.S.A.
2013	65	\$13,995,000	1,384	U.S.A.
2013	121	\$14,995,000	2,017	U.S.A.

CHALLENGER 605 MARKET DETAILS AS OF JANUARY 2019 ARRANGED BY DAYS ON MARKET

YEAR	DAYS ON MARKET	ASK PRICE	AIRFRAME TOTAL TIME	LOCATION
2012	39	\$12,750,000	2,141	U.S.A.
2013	65	\$13,995,000	1,384	U.S.A.
2010	86	\$10,995,000	1,250	S. America
2012	86	\$13,000,000	1,775	U.S.A.
2009	91	\$9,900,000	4,335	U.S.A.
2008	94	\$10,395,000	5,354	U.S.A.
2011	95	\$13,850,000	1,512	Asia
2012	100	\$12,995,000	1,662	U.S.A.
2012	114	\$11,500,000	1,629	Asia
2013	121	\$14,995,000	2,017	U.S.A.
2011	332	\$9,900,000	3,479	Europe
2009	347	\$9,700,000	4,250	Europe

CHALLENGER 605 MARKET DETAILS AS OF JANUARY 2019

ARRANGED BY ASKING PRICE

YEAR	DAYS ON MARKET	ASK PRICE	AIRFRAME TOTAL TIME	LOCATION
2009	347	\$9,700,000	4,250	Europe
2009	91	\$9,900,000	4,335	U.S.A.
2011	332	\$9,900,000	3,479	Europe
2008	94	\$10,395,000	5,354	U.S.A.
2010	86	\$10,995,000	1,250	S. America
2012	114	\$11,500,000	1,629	Asia
2012	39	\$12,750,000	2,141	U.S.A.
2012	100	\$12,995,000	1,662	U.S.A.
2012	86	\$13,000,000	1,775	U.S.A.
2011	95	\$13,850,000	1,512	Asia
2013	65	\$13,995,000	1,384	U.S.A.
2013	121	\$14,995,000	2,017	U.S.A.

CHALLENGER 605 MARKET DETAILS AS OF JANUARY 2019

ARRANGED BY TOTAL TIME ON AIRFRAME

YEAR	DAYS ON MARKET	ASK PRICE	AIRFRAME TOTAL TIME	LOCATION
2010	86	\$10,995,000	1,250	S. America
2013	65	\$13,995,000	1,384	U.S.A.
2011	95	\$13,850,000	1,512	Asia
2012	114	\$11,500,000	1,629	Asia
2012	100	\$12,995,000	1,662	U.S.A.
2012	86	\$13,000,000	1,775	U.S.A.
2013	121	\$14,995,000	2,017	U.S.A.
2012	39	\$12,750,000	2,141	U.S.A.
2011	332	\$9,900,000	3,479	Europe
2009	347	\$9,700,000	4,250	Europe
2009	91	\$9,900,000	4,335	U.S.A.
2008	94	\$10,395,000	5,354	U.S.A.

CHALLENGER 605 MARKET DETAILS AS OF JANUARY 2019 ARRANGED BY LOCATION

YEAR	DAYS ON MARKET	ASK PRICE	AIRFRAME TOTAL TIME	LOCATION
2011	95	\$13,850,000	1,512	Asia
2012	114	\$11,500,000	1,629	Asia
2011	332	\$9,900,000	3,479	Europe
2009	347	\$9,700,000	4,250	Europe
2010	86	\$10,995,000	1,250	S. America
2013	65	\$13,995,000	1,384	U.S.A.
2012	100	\$12,995,000	1,662	U.S.A.
2012	86	\$13,000,000	1,775	U.S.A.
2013	121	\$14,995,000	2,017	U.S.A.
2012	39	\$12,750,000	2,141	U.S.A.
2009	91	\$9,900,000	4,335	U.S.A.
2008	94	\$10,395,000	5,354	U.S.A.

CHALLENGER 605 MARKET DETAILS AS OF JANUARY 2019
RECENT CHANGES TO FOR-SALE INVENTORY

YEAR	DAYS ON MARKET	ASK PRICE	AIRFRAME TOTAL TIME	LOCATION	STATUS
2011	51	\$10,000,000	3,159	Canada	Deal Pending 2019-01

Disclaimer

Market changes are based on responses from sellers and agents. These changes have been reported, but not yet confirmed. Altus Aviation offers the details of these aircraft in good faith but cannot guarantee or warrant the accuracy of this information nor warrant the condition of the aircraft. A buyer should instruct his agents, or his surveyors, to investigate such details as the buyer desires validated. These aircraft are offered subject to prior sale, price change, or withdrawal without notice.



The disclosures contained in research documents produced by Altus Aviation shall be governed by and construed in accordance with U.S. law. Altus Aviation specifically prohibits the redistribution of this document in whole or in part without the written permission of Altus Aviation and therefore Altus Aviation accepts no liability whatsoever for the actions of third parties in this respect. Images may depict objects or elements that are protected by third party copyright, trademarks and other intellectual property rights. © Altus Aviation 2016. All rights reserved.