



## CHALLENGER 605 MARKET OVERVIEW

### NOVEMBER 2018

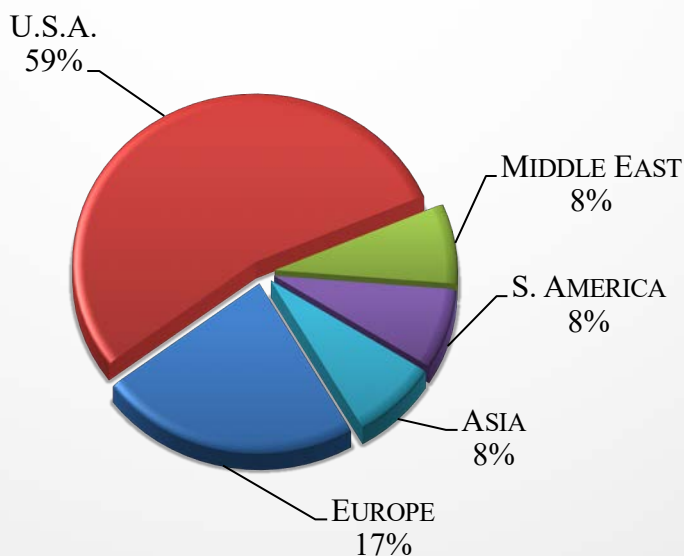
Currently, there are 12 CL605s for sale of 287 aircraft, representing 4% of the active fleet.

### CURRENT CHALLENGER 605 MARKET SUMMARY

AIRCRAFT SUMMARY	LOW	HIGH	AVERAGE
ASKING PRICE	\$9,700,000	\$14,995,000	\$11,998,000
AIRFRAME TOTAL TIME	1,250	5,354	2,551
MANUFACTURE YEAR	2008	2013	2011
DAYS ON MARKET	3	311	95

*FIGURES BASED ON ASKING PRICES, NOT SALES PRICES. BASED ON 12 AIRCRAFT FOR SALE AND 12 AIRCRAFT PRICES.*

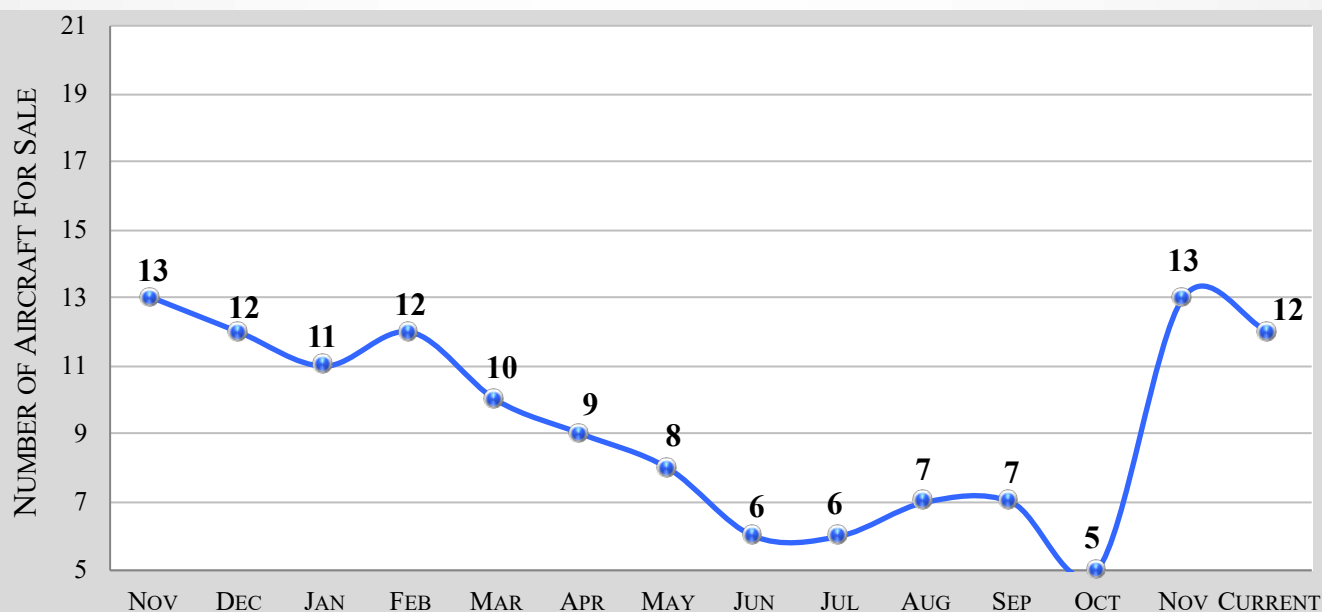
### CURRENT CHALLENGER 605 MARKET BY SELLER LOCATION



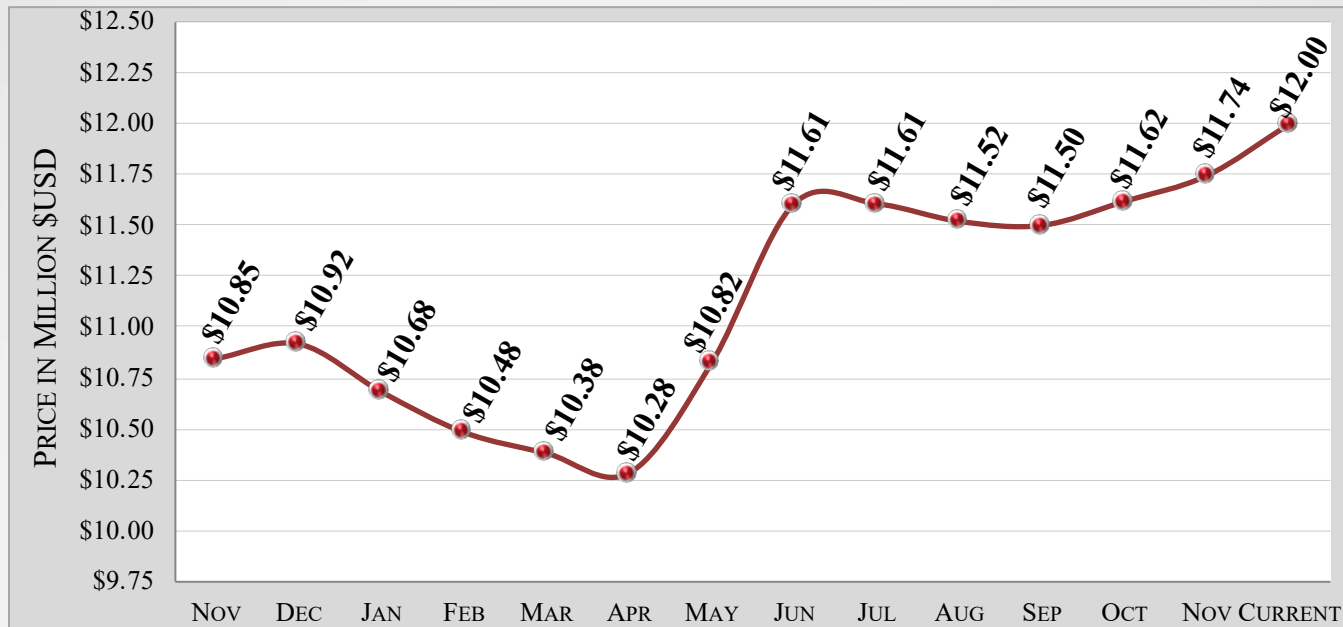
## CHALLENGER 605 – 6 MONTH MARKET HISTORY

MONTH	JUL	AUG	SEP	OCT	NOV	CURRENT	AVERAGE
AVERAGE ASK PRICE	\$11.6M	\$11.5M	\$11.5M	\$11.6M	\$11.7M	\$12.0M	\$11.7M
NUMBER FOR SALE	6	7	7	5	13	12	8
ACTIVE FLEET	287	287	287	287	287	287	287
PERCENTAGE FOR SALE	2%	2%	2%	2%	5%	4%	3%
AVERAGE YEAR	2011	2011	2011	2011	2011	2011	2011
AVERAGE DAYS ON MARKET	244	236	277	108	110	95	178
AVERAGE AIRFRAME TIME	2,743	2,745	2,755	2,479	2,569	2,551	2,640
TRANSACTIONS	0	2	1	1	1	TBD	5 TOTAL

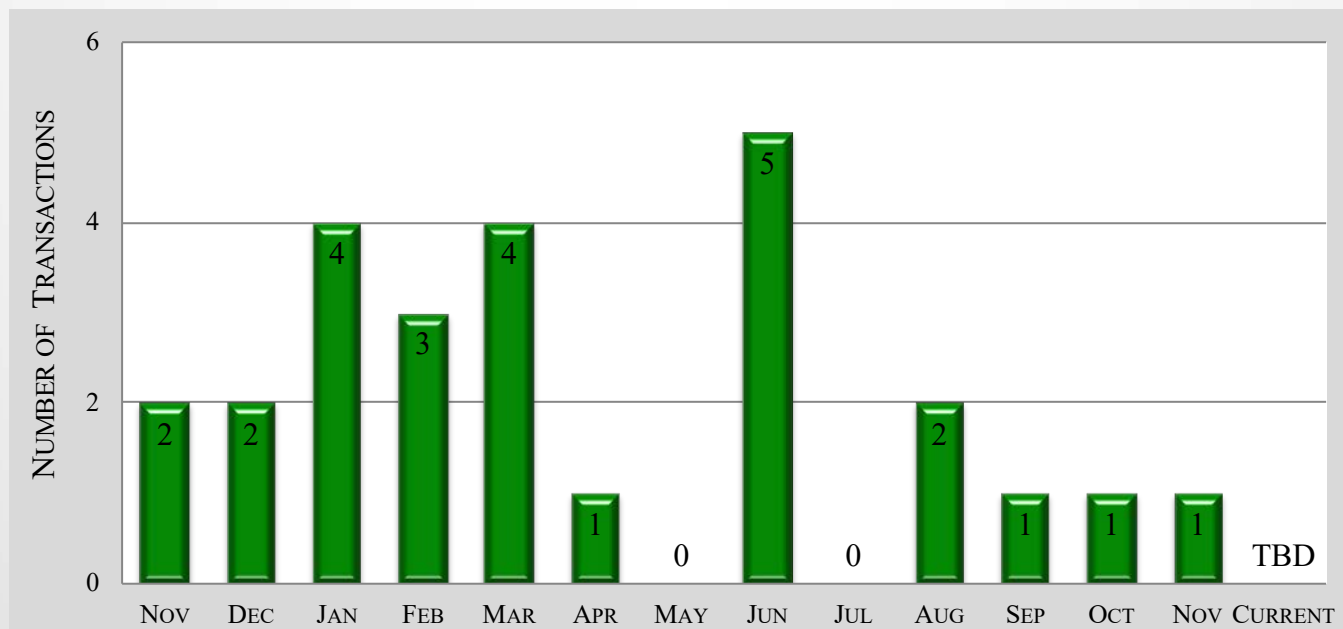
## CHALLENGER 605 – 12 MONTH FOR SALE INVENTORY HISTORY



## CHALLENGER 605 – 12 MONTH ASKING PRICE TREND



## CHALLENGER 605 – 12 MONTH TRANSACTION HISTORY



### CHALLENGER 605 – AIRCRAFT BLUE BOOK VALUATIONS

YEAR	AVERAGE RETAIL	AVERAGE WHOLESALE	TREND
2007	\$7,750,000	\$6,879,000	NO CHANGE
2008	\$8,250,000	\$7,322,000	NO CHANGE
2009	\$9,250,000	\$8,210,000	NO CHANGE
2010	\$9,750,000	\$8,654,000	NO CHANGE
2011	\$10,500,000	\$9,319,000	NO CHANGE
2012	\$11,500,000	\$10,207,000	NO CHANGE
2013	\$12,500,000	\$11,094,000	NO CHANGE
2014	\$14,000,000	\$12,426,000	NO CHANGE
2015	\$15,000,000	\$13,313,000	NO CHANGE

*The above information is valid from September through November.*

### CHALLENGER 605 – VREF VALUATIONS

YEAR	AVERAGE RETAIL	AVERAGE WHOLESALE	TREND
2007	\$8,300,000	\$7,287,400	NO CHANGE
2008	\$8,550,000	\$7,524,000	NO CHANGE
2009	\$9,250,000	\$8,158,500	NO CHANGE
2010	\$10,050,000	\$8,864,100	NO CHANGE
2011	\$11,050,000	\$9,768,200	NO CHANGE
2012	\$11,800,000	\$10,431,200	NO CHANGE
2013	\$13,000,000	\$11,492,000	NO CHANGE
2014	\$14,000,000	\$12,376,000	NO CHANGE
2015	\$15,500,000	\$13,733,000	-\$500,000

*The above information is valid from September through November.*

## CHALLENGER 605 MARKET DETAILS AS OF NOVEMBER 2018 ARRANGED BY YEAR

YEAR	DAYS ON MARKET	ASK PRICE	AIRFRAME TOTAL TIME	LOCATION
2008	58	\$10,395,000	5,354	U.S.A.
2009	55	\$9,900,000	4,335	U.S.A.
2009	311	\$9,700,000	4,250	Europe
2010	50	\$10,995,000	1,250	S. America
2011	59	\$13,850,000	1,512	Asia
2011	296	\$9,900,000	3,302	Europe
2012	78	\$11,500,000	1,629	Middle East
2012	3	\$12,750,000	2,141	U.S.A.
2012	50	\$13,000,000	1,775	U.S.A.
2012	64	\$12,995,000	1,662	U.S.A.
2013	29	\$13,995,000	1,384	U.S.A.
2013	85	\$14,995,000	2,017	U.S.A.

### CHALLENGER 605 MARKET DETAILS AS OF NOVEMBER 2018 ARRANGED BY DAYS ON MARKET

YEAR	DAYS ON MARKET	ASK PRICE	AIRFRAME TOTAL TIME	LOCATION
2012	3	\$12,750,000	2,141	U.S.A.
2013	29	\$13,995,000	1,384	U.S.A.
2010	50	\$10,995,000	1,250	S. America
2012	50	\$13,000,000	1,775	U.S.A.
2009	55	\$9,900,000	4,335	U.S.A.
2008	58	\$10,395,000	5,354	U.S.A.
2011	59	\$13,850,000	1,512	Asia
2012	64	\$12,995,000	1,662	U.S.A.
2012	78	\$11,500,000	1,629	Middle East
2013	85	\$14,995,000	2,017	U.S.A.
2011	296	\$9,900,000	3,302	Europe
2009	311	\$9,700,000	4,250	Europe



### CHALLENGER 605 MARKET DETAILS AS OF NOVEMBER 2018

#### ARRANGED BY ASKING PRICE

YEAR	DAYS ON MARKET	ASK PRICE	AIRFRAME TOTAL TIME	LOCATION
2009	311	\$9,700,000	4,250	Europe
2009	55	\$9,900,000	4,335	U.S.A.
2011	296	\$9,900,000	3,302	Europe
2008	58	\$10,395,000	5,354	U.S.A.
2010	50	\$10,995,000	1,250	S. America
2012	78	\$11,500,000	1,629	Middle East
2012	3	\$12,750,000	2,141	U.S.A.
2012	64	\$12,995,000	1,662	U.S.A.
2012	50	\$13,000,000	1,775	U.S.A.
2011	59	\$13,850,000	1,512	Asia
2013	29	\$13,995,000	1,384	U.S.A.
2013	85	\$14,995,000	2,017	U.S.A.

## CHALLENGER 605 MARKET DETAILS AS OF NOVEMBER 2018 ARRANGED BY TOTAL TIME ON AIRFRAME

YEAR	DAYS ON MARKET	ASK PRICE	AIRFRAME TOTAL TIME	LOCATION
2010	50	\$10,995,000	1,250	S. America
2013	29	\$13,995,000	1,384	U.S.A.
2011	59	\$13,850,000	1,512	Asia
2012	78	\$11,500,000	1,629	Middle East
2012	64	\$12,995,000	1,662	U.S.A.
2012	50	\$13,000,000	1,775	U.S.A.
2013	85	\$14,995,000	2,017	U.S.A.
2012	3	\$12,750,000	2,141	U.S.A.
2011	296	\$9,900,000	3,302	Europe
2009	311	\$9,700,000	4,250	Europe
2009	55	\$9,900,000	4,335	U.S.A.
2008	58	\$10,395,000	5,354	U.S.A.

### CHALLENGER 605 MARKET DETAILS AS OF NOVEMBER 2018 ARRANGED BY LOCATION

YEAR	DAYS ON MARKET	ASK PRICE	AIRFRAME TOTAL TIME	LOCATION
2011	59	\$13,850,000	1,512	Asia
2011	296	\$9,900,000	3,302	Europe
2009	311	\$9,700,000	4,250	Europe
2012	78	\$11,500,000	1,629	Middle East
2010	50	\$10,995,000	1,250	S. America
2013	29	\$13,995,000	1,384	U.S.A.
2012	64	\$12,995,000	1,662	U.S.A.
2012	50	\$13,000,000	1,775	U.S.A.
2013	85	\$14,995,000	2,017	U.S.A.
2012	3	\$12,750,000	2,141	U.S.A.
2009	55	\$9,900,000	4,335	U.S.A.
2008	58	\$10,395,000	5,354	U.S.A.

CHALLENGER 605 MARKET DETAILS AS OF NOVEMBER 2018  
RECENT CHANGES TO FOR-SALE INVENTORY

YEAR	DAYS ON MARKET	ASK PRICE	AIRFRAME TOTAL TIME	LOCATION	STATUS
<i>2007</i>	<i>366</i>	<i>\$8,500,000</i>	<i>2,040</i>	<i>Europe</i>	<i>Sold 2018-12</i>
<i>2011</i>	<i>169</i>	<i>\$12,950,000</i>	<i>1,570</i>	<i>U.S.A.</i>	<i>Sold 2018-12</i>
<i>2011</i>	<i>15</i>	<i>\$10,000,000</i>	<i>3,159</i>	<i>Canada</i>	<i>Deal Pending 2019-01</i>
<i>2013</i>	<i>103</i>	<i>\$11,000,000</i>	<i>2,600</i>	<i>Asia</i>	<i>Sold 2018-11</i>

**Disclaimer**

*Market changes are based on responses from sellers and agents. These changes have been reported, but not yet confirmed. Altus Aviation offers the details of these aircraft in good faith but cannot guarantee or warrant the accuracy of this information nor warrant the condition of the aircraft. A buyer should instruct his agents, or his surveyors, to investigate such details as the buyer desires validated. These aircraft are offered subject to prior sale, price change, or withdrawal without notice.*



The disclosures contained in research documents produced by Altus Aviation shall be governed by and construed in accordance with U.S. law. Altus Aviation specifically prohibits the redistribution of this document in whole or in part without the written permission of Altus Aviation and therefore Altus Aviation accepts no liability whatsoever for the actions of third parties in this respect. Images may depict objects or elements that are protected by third party copyright, trademarks and other intellectual property rights. © Altus Aviation 2016. All rights reserved.