



CHALLENGER 605 MARKET OVERVIEW

AUGUST 2018



CHALLENGER 605 MARKET OVERVIEW AUGUST 2018

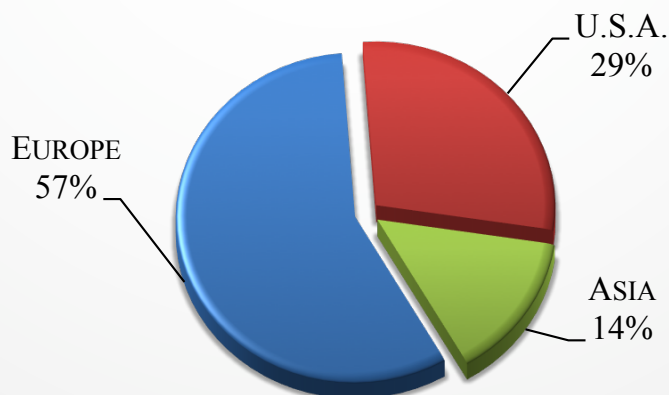
Currently, there are 7 CL605s for sale of 287 aircraft, representing 2% of the active fleet.

CURRENT CHALLENGER 605 MARKET SUMMARY

AIRCRAFT SUMMARY	LOW	HIGH	AVERAGE
ASKING PRICE	\$7,995,000	\$15,995,000	\$11,520,000
AIRFRAME TOTAL TIME	1,088	5,268	2,755
MANUFACTURE YEAR	2008	2015	2011
DAYS ON MARKET	57	1,155	277

FIGURES BASED ON ASKING PRICES, NOT SALES PRICES. BASED ON 7 AIRCRAFT FOR SALE AND 7 AIRCRAFT PRICES.

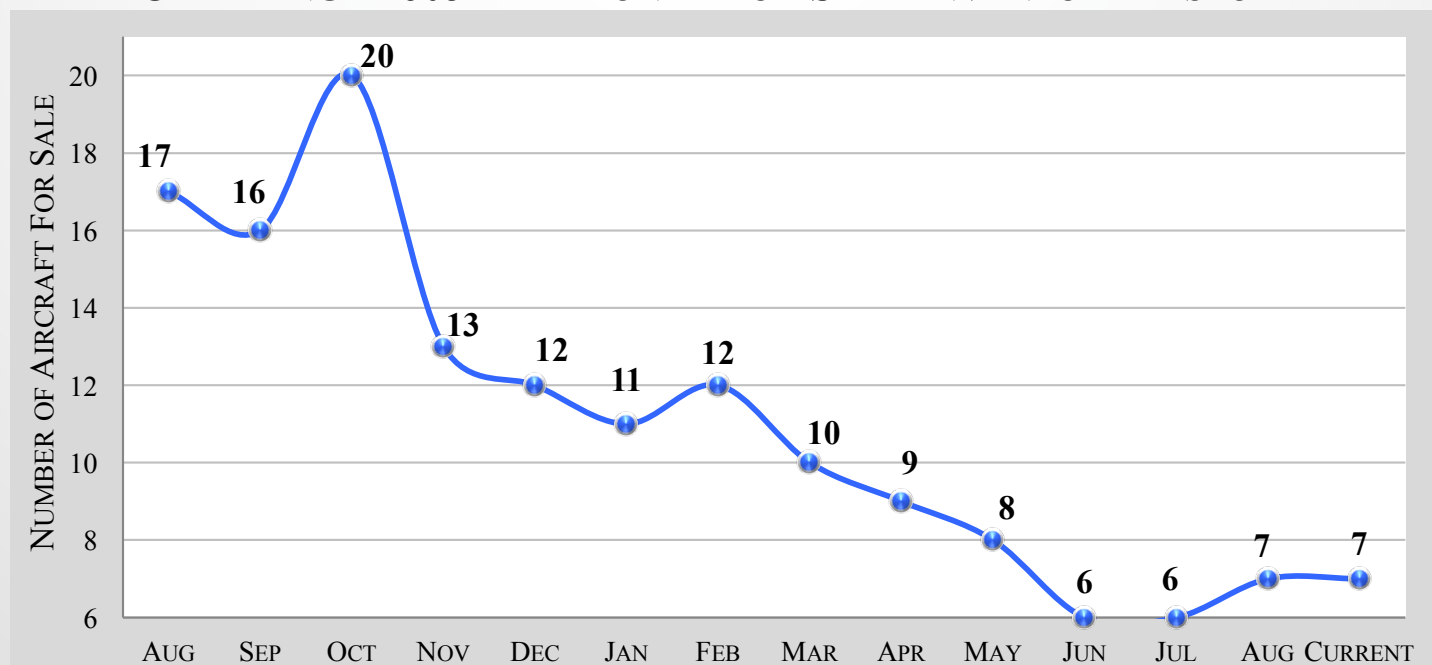
CURRENT CHALLENGER 605 MARKET BY SELLER LOCATION



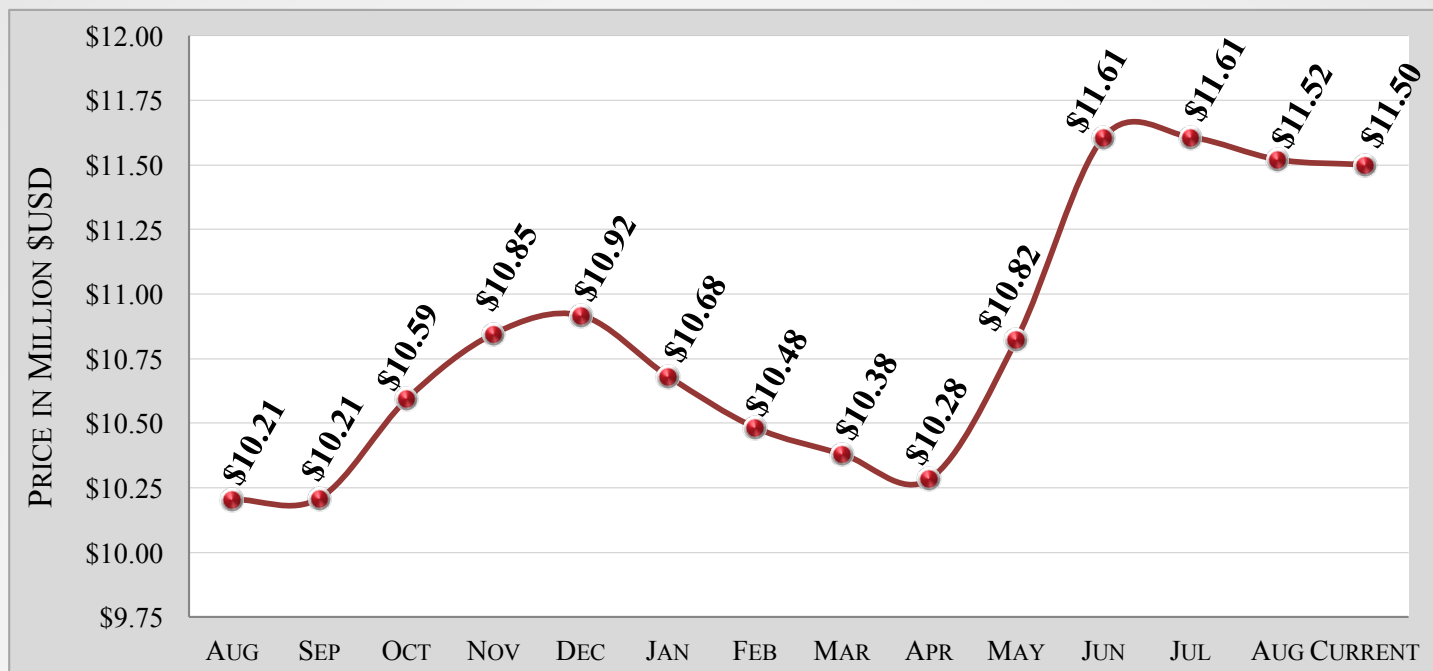
CHALLENGER 605 – 6 MONTH MARKET HISTORY

MONTH	APR	MAY	JUN	JUL	AUG	CURRENT	AVERAGE
AVERAGE ASK PRICE	\$10.3M	\$10.8M	\$11.6M	\$11.6M	\$11.5M	\$11.5M	\$11.2M
NUMBER FOR SALE	9	8	6	6	7	7	7
ACTIVE FLEET	287	287	287	287	287	287	287
PERCENTAGE FOR SALE	3%	3%	2%	2%	2%	2%	2%
AVERAGE YEAR	2010	2010	2011	2011	2011	2011	2011
AVERAGE DAYS ON MARKET	215	256	235	244	236	277	244
AVERAGE AIRFRAME TIME	3,108	3,008	2,743	2,743	2,745	2,755	2,850
TRANSACTIONS	1	0	5	0	2	TBD	8 TOTAL

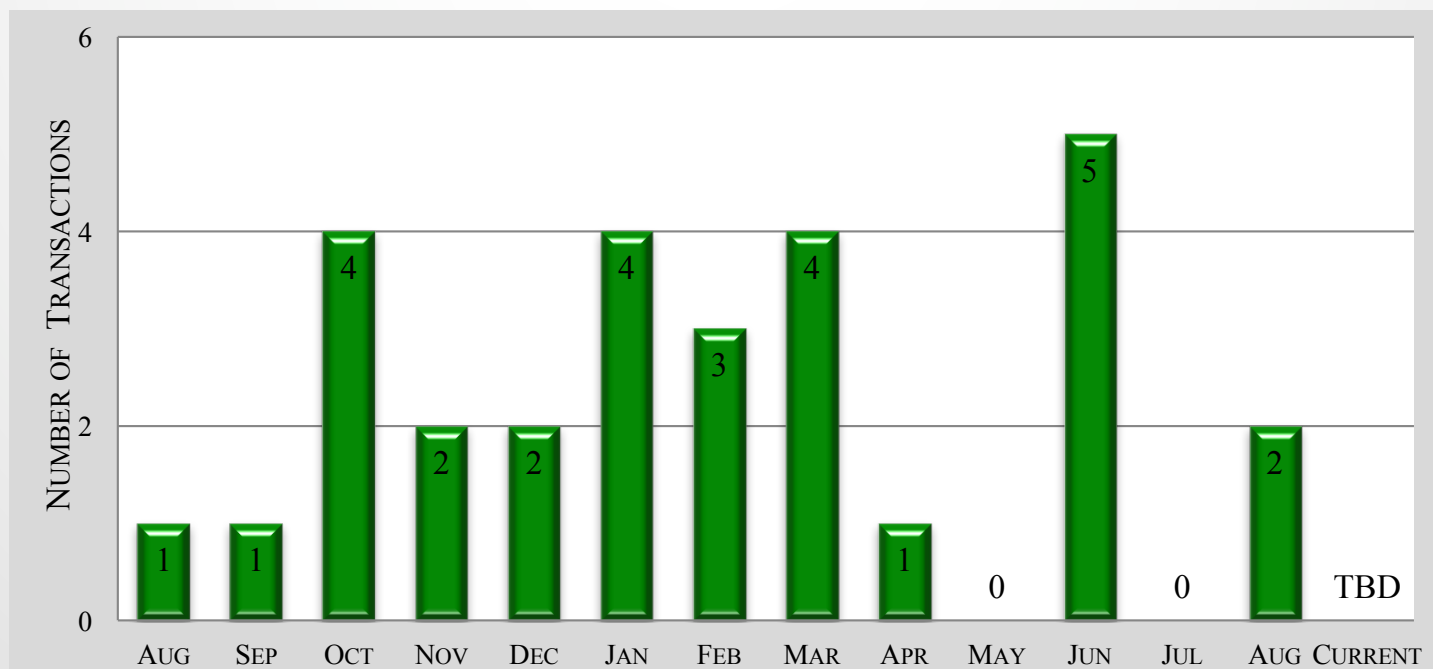
CHALLENGER 605 – 12 MONTH FOR SALE INVENTORY HISTORY



CHALLENGER 605 – 12 MONTH ASKING PRICE TREND



CHALLENGER 605 – 12 MONTH TRANSACTION HISTORY



CHALLENGER 605 – AIRCRAFT BLUE BOOK VALUATIONS

YEAR	AVERAGE RETAIL	AVERAGE WHOLESALE	TREND
2007	\$7,750,000	\$6,879,000	NO CHANGE
2008	\$8,250,000	\$7,322,000	NO CHANGE
2009	\$9,250,000	\$8,210,000	NO CHANGE
2010	\$9,750,000	\$8,654,000	NO CHANGE
2011	\$10,500,000	\$9,319,000	NO CHANGE
2012	\$11,500,000	\$10,207,000	NO CHANGE
2013	\$12,500,000	\$11,094,000	NO CHANGE
2014	\$14,000,000	\$12,426,000	NO CHANGE
2015	\$15,000,000	\$13,313,000	NO CHANGE

The above information is valid from September through November.

CHALLENGER 605 – VREF VALUATIONS

YEAR	AVERAGE RETAIL	AVERAGE WHOLESALE	TREND
2007	\$8,300,000	\$7,287,400	NO CHANGE
2008	\$8,550,000	\$7,524,000	NO CHANGE
2009	\$9,250,000	\$8,158,500	NO CHANGE
2010	\$10,050,000	\$8,864,100	NO CHANGE
2011	\$11,050,000	\$9,768,200	NO CHANGE
2012	\$11,800,000	\$10,431,200	NO CHANGE
2013	\$13,000,000	\$11,492,000	NO CHANGE
2014	\$14,000,000	\$12,376,000	NO CHANGE
2015	\$15,500,000	\$13,733,000	-\$500,000

The above information is valid from September through November.

CHALLENGER 605 MARKET DETAILS AS OF AUGUST 2018
ARRANGED BY YEAR

YEAR	DAYS ON MARKET	ASK PRICE	AIRFRAME TOTAL TIME	LOCATION
2008	1,155	\$7,995,000	5,268	Europe
2009	206	\$9,700,000	3,784	Europe
2011	86	\$12,950,000	1,570	U.S.A.
2011	114	\$12,000,000	1,672	Europe
2011	191	\$11,000,000	3,302	Europe
2013	57	\$11,000,000	2,600	Asia
2015	128	\$15,995,000	1,088	U.S.A.

CHALLENGER 605 MARKET DETAILS AS OF AUGUST 2018
ARRANGED BY DAYS ON MARKET

YEAR	DAYS ON MARKET	ASK PRICE	AIRFRAME TOTAL TIME	LOCATION
2013	57	\$11,000,000	2,600	Asia
2011	86	\$12,950,000	1,570	U.S.A.
2011	114	\$12,000,000	1,672	Europe
2015	128	\$15,995,000	1,088	U.S.A.
2011	191	\$11,000,000	3,302	Europe
2009	206	\$9,700,000	3,784	Europe
2008	1,155	\$7,995,000	5,268	Europe

CHALLENGER 605 MARKET DETAILS AS OF AUGUST 2018
ARRANGED BY ASKING PRICE

YEAR	DAYS ON MARKET	ASK PRICE	AIRFRAME TOTAL TIME	LOCATION
2008	1,155	\$7,995,000	5,268	Europe
2009	206	\$9,700,000	3,784	Europe
2013	57	\$11,000,000	2,600	Asia
2011	191	\$11,000,000	3,302	Europe
2011	114	\$12,000,000	1,672	Europe
2011	86	\$12,950,000	1,570	U.S.A.
2015	128	\$15,995,000	1,088	U.S.A.

CHALLENGER 605 MARKET DETAILS AS OF AUGUST 2018
ARRANGED BY TOTAL TIME ON AIRFRAME

YEAR	DAYS ON MARKET	ASK PRICE	AIRFRAME TOTAL TIME	LOCATION
2015	128	\$15,995,000	1,088	U.S.A.
2011	86	\$12,950,000	1,570	U.S.A.
2011	114	\$12,000,000	1,672	Europe
2013	57	\$11,000,000	2,600	Asia
2011	191	\$11,000,000	3,302	Europe
2009	206	\$9,700,000	3,784	Europe
2008	1,155	\$7,995,000	5,268	Europe

CHALLENGER 605 MARKET DETAILS AS OF AUGUST 2018
ARRANGED BY LOCATION

YEAR	DAYS ON MARKET	ASK PRICE	AIRFRAME TOTAL TIME	LOCATION
2013	57	\$11,000,000	2,600	Asia
2008	1,155	\$7,995,000	5,268	Europe
2009	206	\$9,700,000	3,784	Europe
2011	114	\$12,000,000	1,672	Europe
2011	191	\$11,000,000	3,302	Europe
2011	86	\$12,950,000	1,570	U.S.A.
2015	128	\$15,995,000	1,088	U.S.A.

CHALLENGER 605 MARKET DETAILS AS OF AUGUST 2018
RECENT CHANGES TO FOR-SALE INVENTORY

YEAR	DAYS ON MARKET	ASK PRICE	AIRFRAME TOTAL TIME	LOCATION	STATUS
2012	133	\$11,800,000	2,353	Europe	Sold 2018-08
2012	303	\$12,800,000	2,632	U.S.A.	Sold 2018-08

Disclaimer

Market changes are based on responses from sellers and agents. These changes have been reported, but not yet confirmed. Altus Aviation offers the details of these aircraft in good faith but cannot guarantee or warrant the accuracy of this information nor warrant the condition of the aircraft. A buyer should instruct his agents, or his surveyors, to investigate such details as the buyer desires validated. These aircraft are offered subject to prior sale, price change, or withdrawal without notice.



The disclosures contained in research documents produced by Altus Aviation shall be governed by and construed in accordance with U.S. law. Altus Aviation specifically prohibits the redistribution of this document in whole or in part without the written permission of Altus Aviation and therefore Altus Aviation accepts no liability whatsoever for the actions of third parties in this respect. Images may depict objects or elements that are protected by third party copyright, trademarks and other intellectual property rights. © Altus Aviation 2016. All rights reserved.