



CHALLENGER 605 MARKET OVERVIEW

JULY 2018



CHALLENGER 605 MARKET OVERVIEW JULY 2018

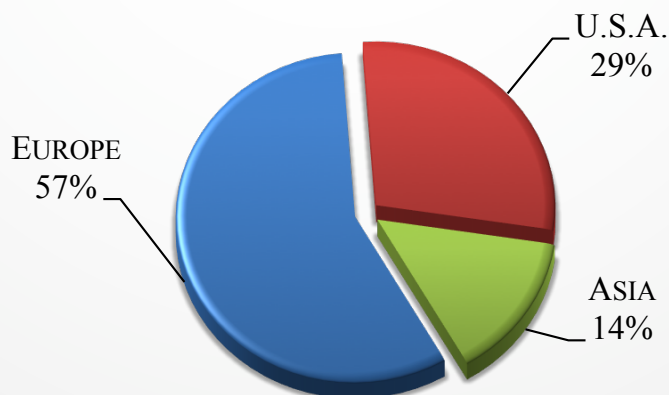
Currently, there are 7 CL605s for sale of 287 aircraft, representing 2% of the active fleet.

CURRENT CHALLENGER 605 MARKET SUMMARY

| AIRCRAFT SUMMARY | LOW | HIGH | AVERAGE |
|---------------------|-------------|--------------|--------------|
| ASKING PRICE | \$7,995,000 | \$15,995,000 | \$11,520,000 |
| AIRFRAME TOTAL TIME | 1,088 | 5,268 | 2,745 |
| MANUFACTURE YEAR | 2008 | 2015 | 2011 |
| DAYS ON MARKET | 16 | 1,114 | 236 |

FIGURES BASED ON ASKING PRICES, NOT SALES PRICES. BASED ON 7 AIRCRAFT FOR SALE AND 7 AIRCRAFT PRICES.

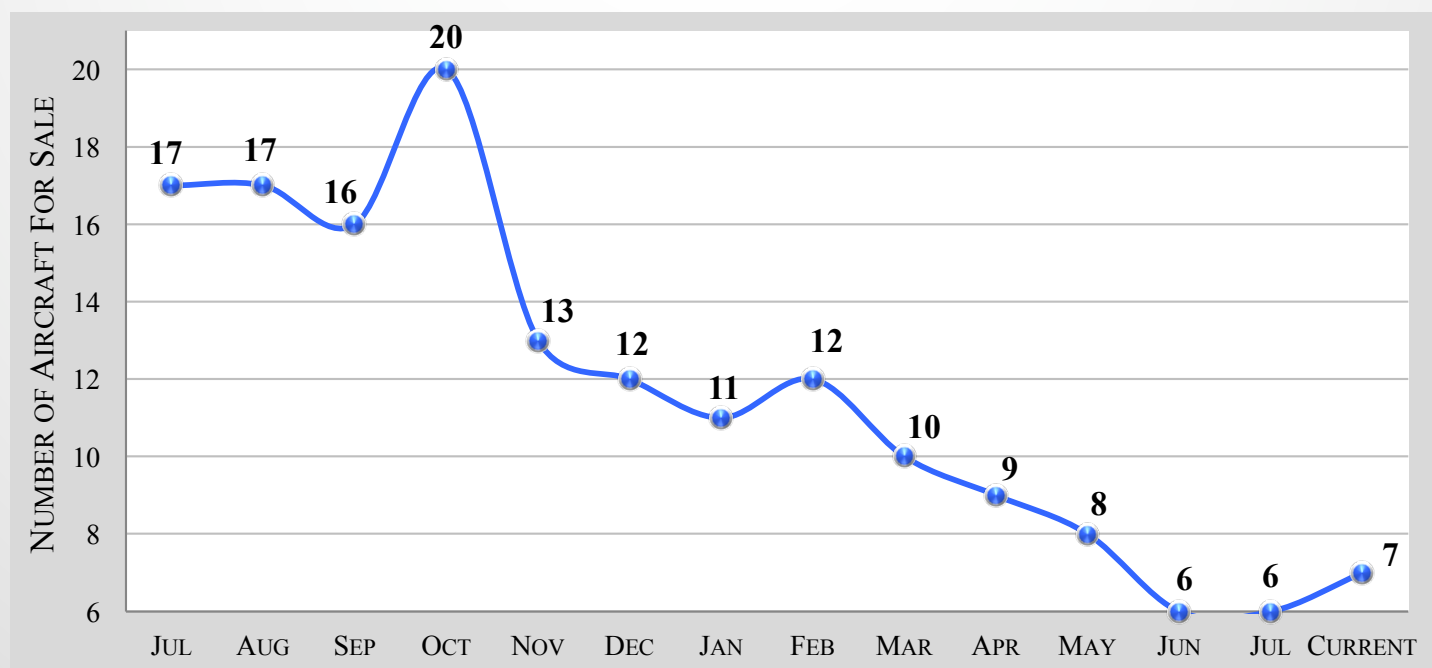
CURRENT CHALLENGER 605 MARKET BY SELLER LOCATION



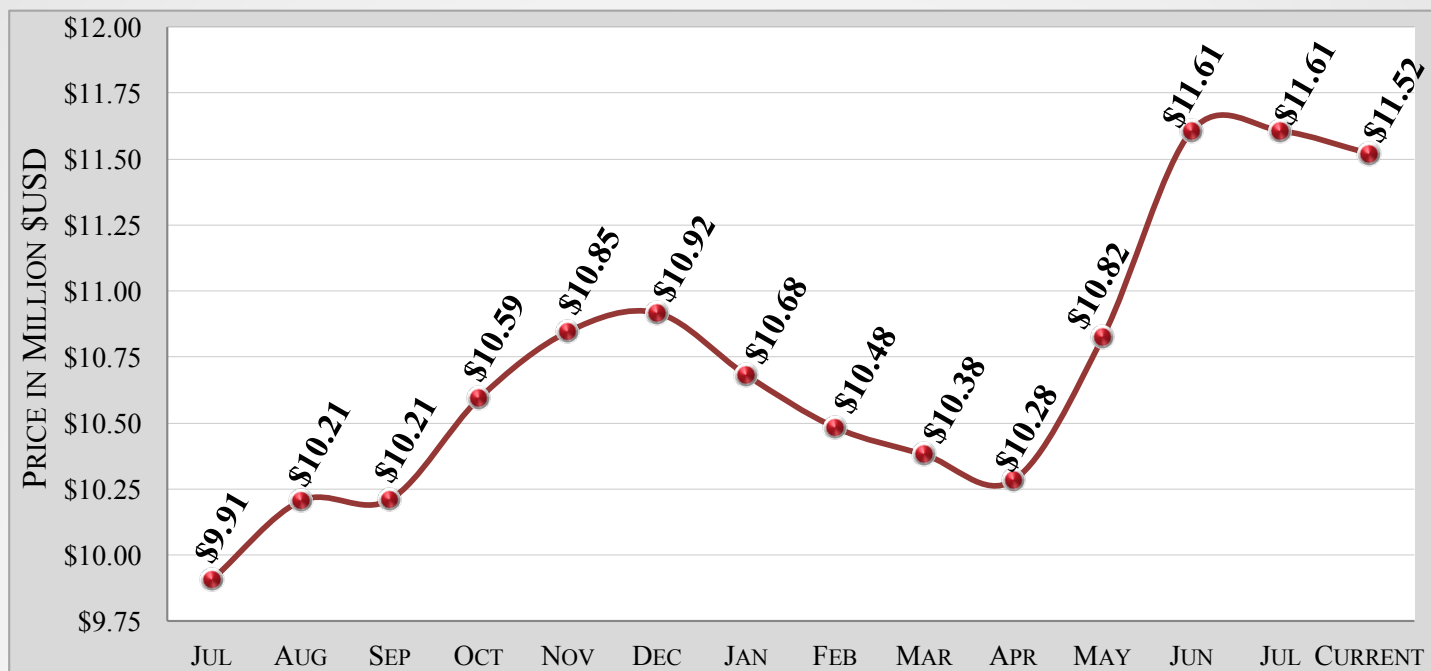
CHALLENGER 605 – 6 MONTH MARKET HISTORY

| MONTH | MAR | APR | MAY | JUN | JUL | CURRENT | AVERAGE |
|------------------------|---------|---------|---------|---------|---------|---------|----------|
| AVERAGE ASK PRICE | \$10.4M | \$10.3M | \$10.8M | \$11.6M | \$11.6M | \$11.5M | \$11.0M |
| NUMBER FOR SALE | 10 | 9 | 8 | 6 | 6 | 7 | 8 |
| ACTIVE FLEET | 287 | 287 | 287 | 287 | 287 | 287 | 287 |
| PERCENTAGE FOR SALE | 3% | 3% | 3% | 2% | 2% | 2% | 3% |
| AVERAGE YEAR | 2010 | 2010 | 2010 | 2011 | 2011 | 2011 | 2011 |
| AVERAGE DAYS ON MARKET | 188 | 215 | 256 | 235 | 244 | 236 | 229 |
| AVERAGE AIRFRAME TIME | 3,011 | 3,108 | 3,008 | 2,743 | 2,743 | 2,745 | 2,893 |
| TRANSACTIONS | 4 | 1 | 0 | 5 | 0 | TBD | 10 TOTAL |

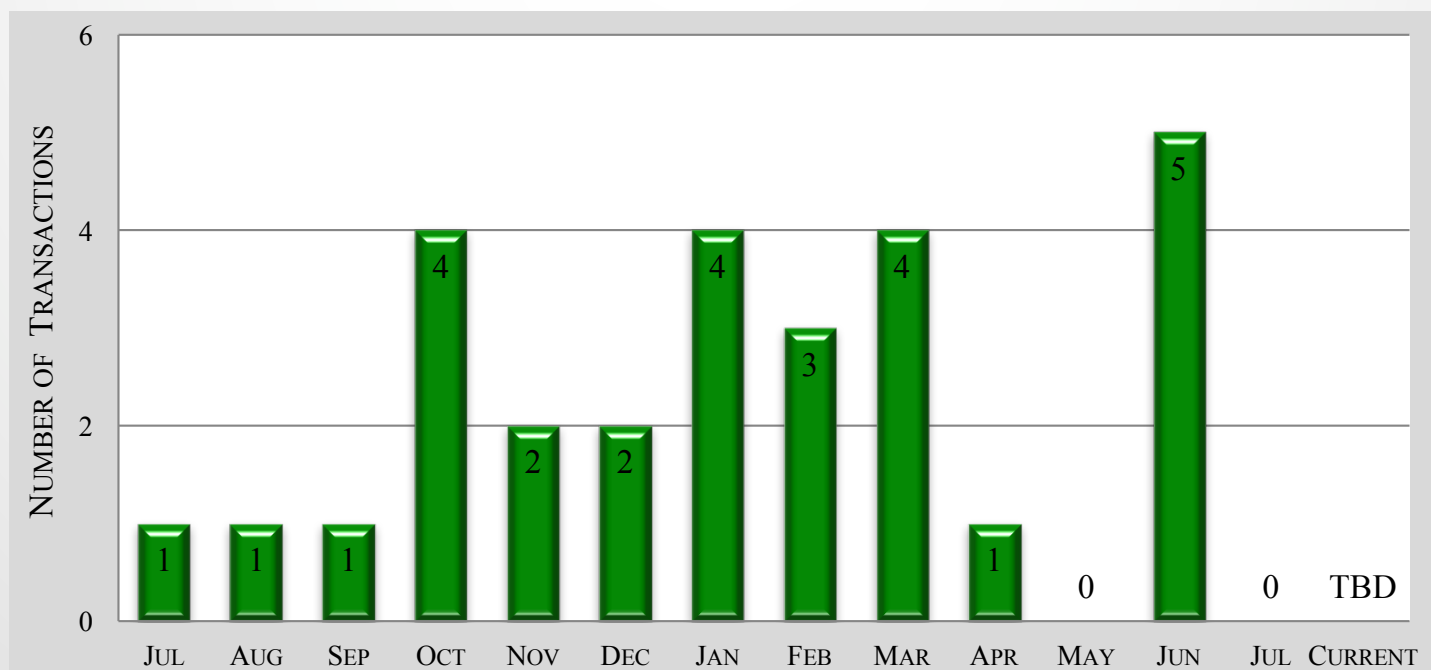
CHALLENGER 605 – 12 MONTH FOR SALE INVENTORY HISTORY



CHALLENGER 605 – 12 MONTH ASKING PRICE TREND



CHALLENGER 605 – 12 MONTH TRANSACTION HISTORY



CHALLENGER 605 – AIRCRAFT BLUE BOOK VALUATIONS

| YEAR | AVERAGE RETAIL | AVERAGE WHOLESALE | TREND |
|------|-------------------|-------------------|------------|
| 2007 | \$7,750,000 | \$6,879,000 | NO CHANGE |
| 2008 | \$8,250,000 | \$7,322,000 | NO CHANGE |
| 2009 | \$9,250,000 | \$8,210,000 | NO CHANGE |
| 2010 | \$9,750,000 | \$8,654,000 | NO CHANGE |
| 2011 | \$10,500,000 | \$9,319,000 | NO CHANGE |
| 2012 | \$11,500,000 | \$10,207,000 | -\$222,000 |
| 2013 | \$12,500,000 | \$11,094,000 | -\$666,000 |
| 2014 | \$14,000,000 | \$12,426,000 | -\$887,000 |
| 2015 | \$15,000,000 | \$13,313,000 | -\$888,000 |

The above information is valid from July through August.

CHALLENGER 605 – VREF VALUATIONS

| YEAR | AVERAGE RETAIL | AVERAGE WHOLESALE | TREND |
|------|-------------------|-------------------|-----------|
| 2007 | \$8,300,000 | \$7,287,400 | NO CHANGE |
| 2008 | \$8,550,000 | \$7,524,000 | NO CHANGE |
| 2009 | \$9,250,000 | \$8,158,500 | NO CHANGE |
| 2010 | \$10,050,000 | \$8,864,100 | NO CHANGE |
| 2011 | \$11,050,000 | \$9,768,200 | NO CHANGE |
| 2012 | \$11,800,000 | \$10,431,200 | NO CHANGE |
| 2013 | \$13,000,000 | \$11,492,000 | NO CHANGE |
| 2014 | \$14,000,000 | \$12,376,000 | NO CHANGE |
| 2015 | \$16,000,000 | \$14,176,000 | NO CHANGE |

The above information is valid from July through August.

CHALLENGER 605 MARKET DETAILS AS OF JULY 2018
ARRANGED BY YEAR

| YEAR | DAYS ON MARKET | ASK PRICE | AIRFRAME TOTAL TIME | LOCATION |
|------|----------------|--------------|---------------------|----------|
| 2008 | 1,114 | \$7,995,000 | 5,268 | Europe |
| 2009 | 165 | \$9,700,000 | 3,784 | Europe |
| 2011 | 45 | \$12,950,000 | 1,570 | U.S.A. |
| 2011 | 73 | \$12,000,000 | 1,600 | Europe |
| 2011 | 150 | \$11,000,000 | 3,302 | Europe |
| 2013 | 16 | \$11,000,000 | 2,600 | Asia |
| 2015 | 87 | \$15,995,000 | 1,088 | U.S.A. |

CHALLENGER 605 MARKET DETAILS AS OF JULY 2018
ARRANGED BY DAYS ON MARKET

| YEAR | DAYS ON MARKET | ASK PRICE | AIRFRAME TOTAL TIME | LOCATION |
|------|----------------|--------------|---------------------|----------|
| 2013 | 16 | \$11,000,000 | 2,600 | Asia |
| 2011 | 45 | \$12,950,000 | 1,570 | U.S.A. |
| 2011 | 73 | \$12,000,000 | 1,600 | Europe |
| 2015 | 87 | \$15,995,000 | 1,088 | U.S.A. |
| 2011 | 150 | \$11,000,000 | 3,302 | Europe |
| 2009 | 165 | \$9,700,000 | 3,784 | Europe |
| 2008 | 1,114 | \$7,995,000 | 5,268 | Europe |

CHALLENGER 605 MARKET DETAILS AS OF JULY 2018

ARRANGED BY ASKING PRICE

| YEAR | DAYS ON MARKET | ASK PRICE | AIRFRAME TOTAL TIME | LOCATION |
|------|----------------|--------------|---------------------|----------|
| 2008 | 1,114 | \$7,995,000 | 5,268 | Europe |
| 2009 | 165 | \$9,700,000 | 3,784 | Europe |
| 2013 | 16 | \$11,000,000 | 2,600 | Asia |
| 2011 | 150 | \$11,000,000 | 3,302 | Europe |
| 2011 | 73 | \$12,000,000 | 1,600 | Europe |
| 2011 | 45 | \$12,950,000 | 1,570 | U.S.A. |
| 2015 | 87 | \$15,995,000 | 1,088 | U.S.A. |

CHALLENGER 605 MARKET DETAILS AS OF JULY 2018

ARRANGED BY TOTAL TIME ON AIRFRAME

| YEAR | DAYS ON MARKET | ASK PRICE | AIRFRAME TOTAL TIME | LOCATION |
|------|----------------|--------------|---------------------|----------|
| 2015 | 87 | \$15,995,000 | 1,088 | U.S.A. |
| 2011 | 45 | \$12,950,000 | 1,570 | U.S.A. |
| 2011 | 73 | \$12,000,000 | 1,600 | Europe |
| 2013 | 16 | \$11,000,000 | 2,600 | Asia |
| 2011 | 150 | \$11,000,000 | 3,302 | Europe |
| 2009 | 165 | \$9,700,000 | 3,784 | Europe |
| 2008 | 1,114 | \$7,995,000 | 5,268 | Europe |

CHALLENGER 605 MARKET DETAILS AS OF JULY 2018
ARRANGED BY LOCATION

| YEAR | DAYS ON MARKET | ASK PRICE | AIRFRAME TOTAL TIME | LOCATION |
|------|----------------|--------------|---------------------|----------|
| 2013 | 16 | \$11,000,000 | 2,600 | Asia |
| 2011 | 73 | \$12,000,000 | 1,600 | Europe |
| 2011 | 150 | \$11,000,000 | 3,302 | Europe |
| 2009 | 165 | \$9,700,000 | 3,784 | Europe |
| 2008 | 1,114 | \$7,995,000 | 5,268 | Europe |
| 2015 | 87 | \$15,995,000 | 1,088 | U.S.A. |
| 2011 | 45 | \$12,950,000 | 1,570 | U.S.A. |

CHALLENGER 605 MARKET DETAILS AS OF JULY 2018
RECENT CHANGES TO FOR-SALE INVENTORY

| YEAR | DAYS ON MARKET | ASK PRICE | AIRFRAME TOTAL TIME | LOCATION | STATUS |
|------|----------------|--------------|---------------------|----------|----------------------|
| 2012 | 133 | \$11,800,000 | 2,353 | Europe | Deal Pending 2018-07 |
| 2012 | 303 | \$12,800,000 | 2,632 | U.S.A. | Deal Pending 2018-07 |

Disclaimer

Market changes are based on responses from sellers and agents. These changes have been reported, but not yet confirmed. Altus Aviation offers the details of these aircraft in good faith but cannot guarantee or warrant the accuracy of this information nor warrant the condition of the aircraft. A buyer should instruct his agents, or his surveyors, to investigate such details as the buyer desires validated. These aircraft are offered subject to prior sale, price change, or withdrawal without notice.



The disclosures contained in research documents produced by Altus Aviation shall be governed by and construed in accordance with U.S. law. Altus Aviation specifically prohibits the redistribution of this document in whole or in part without the written permission of Altus Aviation and therefore Altus Aviation accepts no liability whatsoever for the actions of third parties in this respect. Images may depict objects or elements that are protected by third party copyright, trademarks and other intellectual property rights. © Altus Aviation 2016. All rights reserved.