



CHALLENGER 605 MARKET OVERVIEW

JUNE 2018



CHALLENGER 605 MARKET OVERVIEW JUNE 2018


Currently, there are 6 CL605s for sale of 287 aircraft, representing 2% of the active fleet.

CURRENT CHALLENGER 605 MARKET SUMMARY

AIRCRAFT SUMMARY	LOW	HIGH	AVERAGE
ASKING PRICE	\$7,995,000	\$15,995,000	\$11,607,000
AIRFRAME TOTAL TIME	1,088	5,268	2,743
MANUFACTURE YEAR	2008	2015	2011
DAYS ON MARKET	17	1,086	244

FIGURES BASED ON ASKING PRICES, NOT SALES PRICES. BASED ON 6 AIRCRAFT FOR SALE AND 6 AIRCRAFT PRICES.

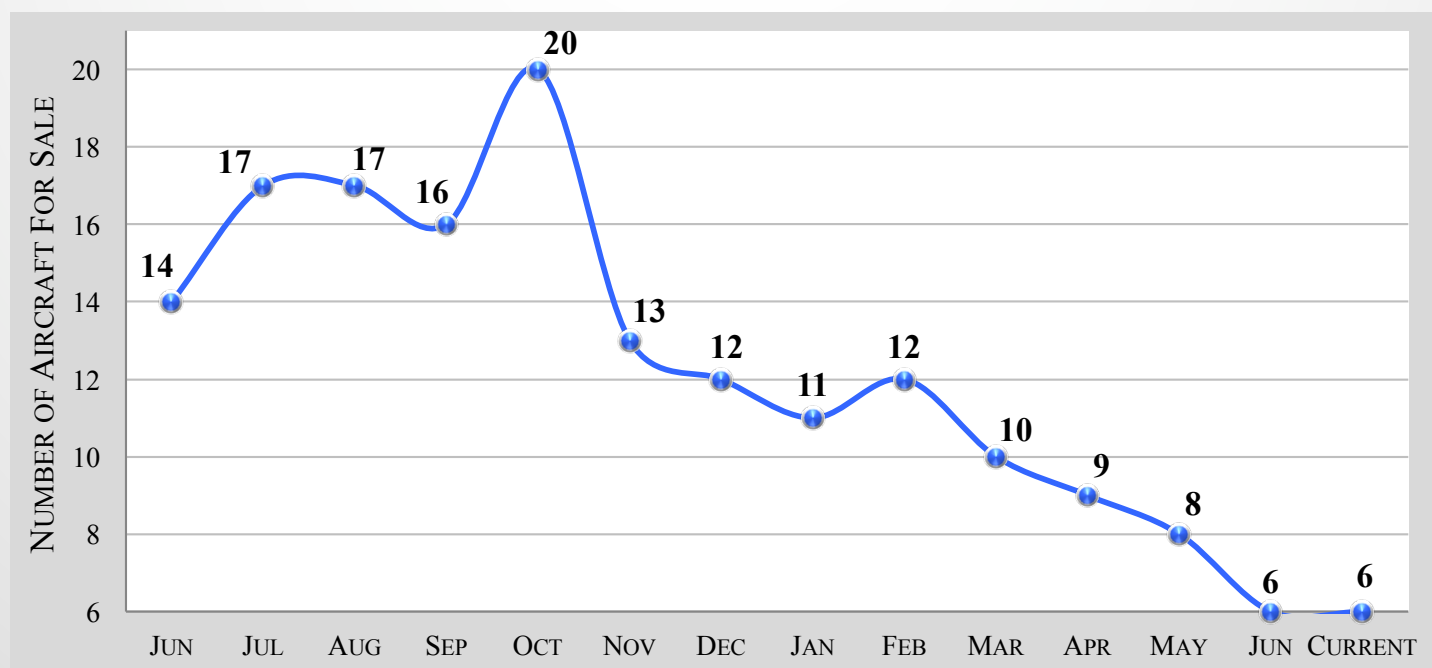
CURRENT CHALLENGER 605 MARKET BY SELLER LOCATION



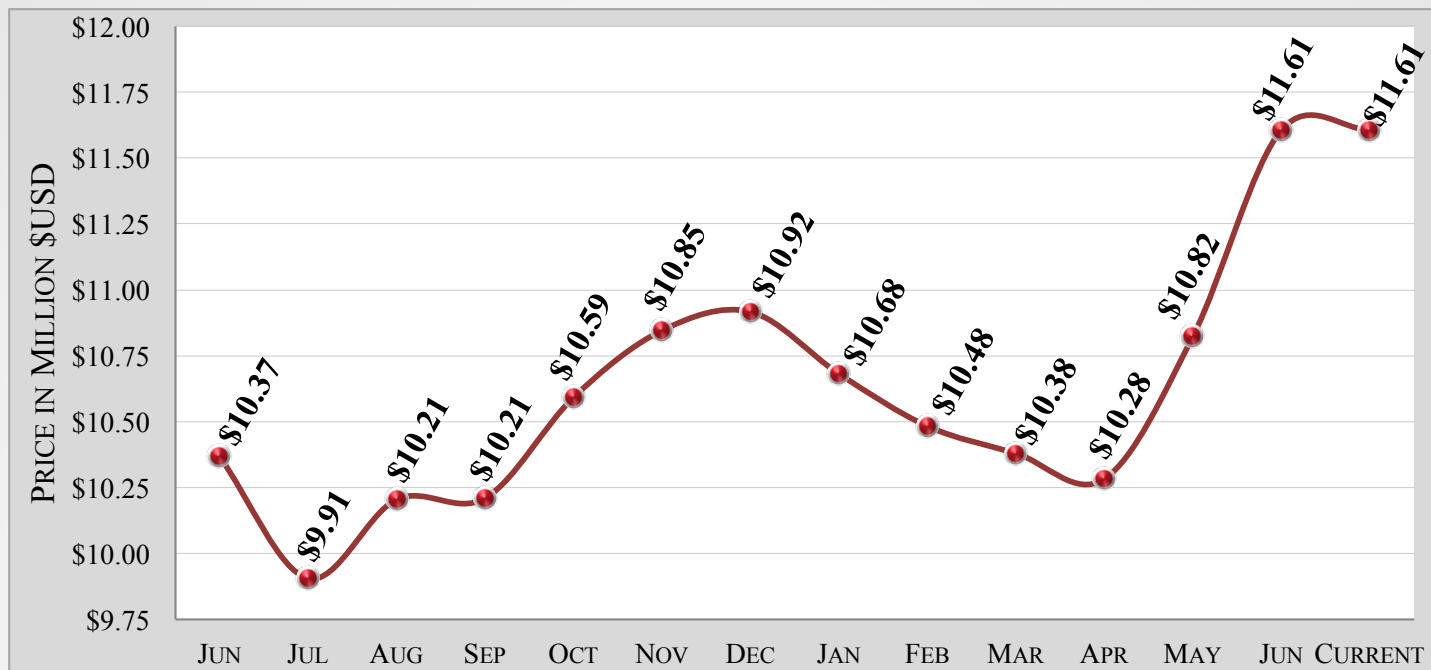
CHALLENGER 605 – 6 MONTH MARKET HISTORY

MONTH	FEB	MAR	APR	MAY	JUN	CURRENT	AVERAGE
AVERAGE ASK PRICE	\$10.5	\$10.4M	\$10.3M	\$10.8M	\$11.6M	\$11.6M	\$10.9M
NUMBER FOR SALE	12	10	9	8	6	6	9
ACTIVE FLEET	287	287	287	287	287	287	287
PERCENTAGE FOR SALE	4%	3%	3%	3%	2%	2%	3%
AVERAGE YEAR	2010	2010	2010	2010	2011	2011	2010
AVERAGE DAYS ON MARKET	186	188	215	256	235	244	221
AVERAGE AIRFRAME TIME	3,117	3,011	3,108	3,008	2,743	2,743	2,955
TRANSACTIONS	3	4	1	0	5	TBD	13 TOTAL

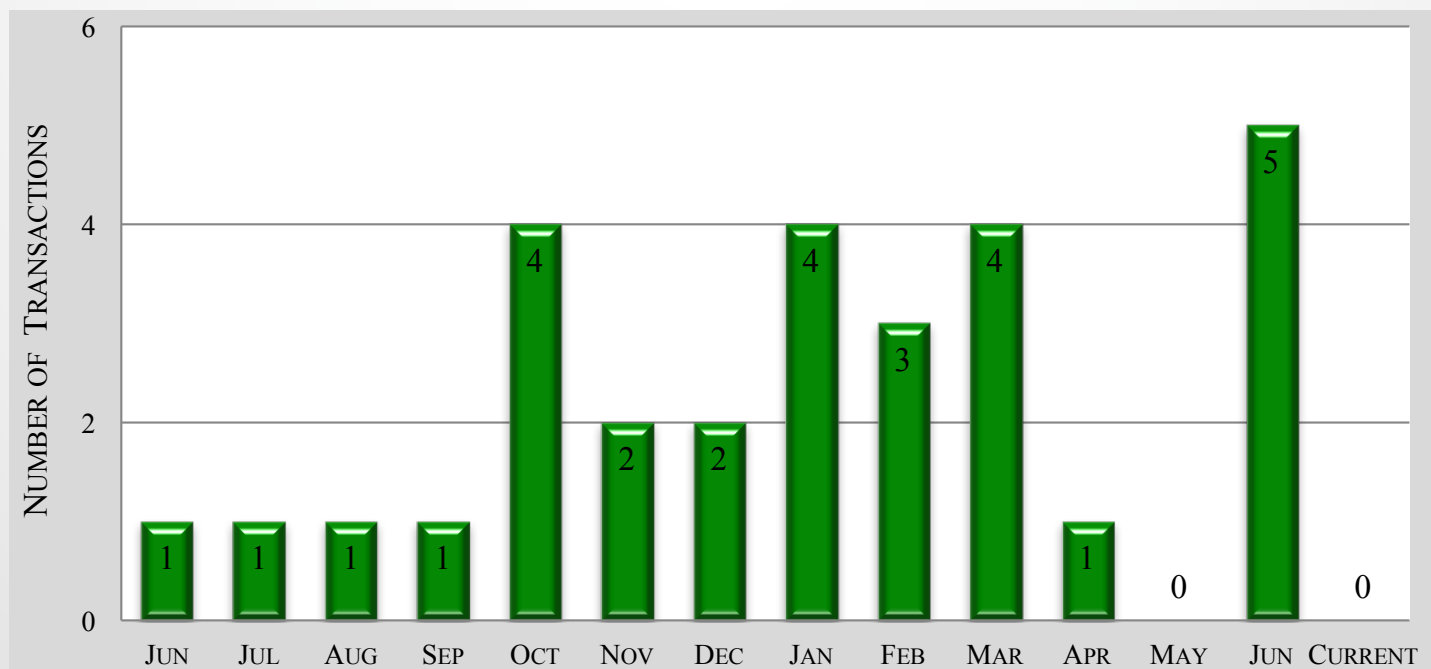
CHALLENGER 605 – 12 MONTH FOR SALE INVENTORY HISTORY



CHALLENGER 605 – 12 MONTH ASKING PRICE TREND



CHALLENGER 605 – 12 MONTH TRANSACTION HISTORY



CHALLENGER 605 – AIRCRAFT BLUE BOOK VALUATIONS

YEAR	AVERAGE RETAIL	AVERAGE WHOLESALE	TREND
2007	\$7,750,000	\$6,879,000	NO CHANGE
2008	\$8,250,000	\$7,322,000	NO CHANGE
2009	\$9,250,000	\$8,210,000	NO CHANGE
2010	\$9,750,000	\$8,654,000	NO CHANGE
2011	\$10,500,000	\$9,319,000	NO CHANGE
2012	\$11,500,000	\$10,207,000	-\$222,000
2013	\$12,500,000	\$11,094,000	-\$666,000
2014	\$14,000,000	\$12,426,000	-\$887,000
2015	\$15,000,000	\$13,313,000	-\$888,000

The above information is valid from April through June.

CHALLENGER 605 – VREF VALUATIONS

YEAR	AVERAGE RETAIL	AVERAGE WHOLESALE	TREND
2007	\$8,300,000	\$7,287,400	NO CHANGE
2008	\$8,550,000	\$7,524,000	NO CHANGE
2009	\$9,250,000	\$8,158,500	NO CHANGE
2010	\$10,050,000	\$8,864,100	NO CHANGE
2011	\$11,050,000	\$9,768,200	NO CHANGE
2012	\$11,800,000	\$10,431,200	NO CHANGE
2013	\$13,000,000	\$11,492,000	NO CHANGE
2014	\$14,000,000	\$12,376,000	NO CHANGE
2015	\$16,000,000	\$14,176,000	NO CHANGE

The above information is valid from April through June.

CHALLENGER 605 MARKET DETAILS AS OF JUNE 2018
ARRANGED BY SERIAL NUMBER

SERIAL #	REGISTRATION	YEAR	DAYS ON MARKET	ASK PRICE	AIRFRAME TOTAL TIME	LOCATION
5745	M-BASH	2008	1,086	\$7,995,000	5,268	Europe
5785	9H-BOM	2009	137	\$9,700,000	3,784	Europe
5839	N-523AR	2011	17	\$12,950,000	1,570	U.S.A.
5851	VP-BGO	2011	45	\$12,000,000	1,600	Europe
5856	SX-FSA	2011	122	\$11,000,000	3,147	Europe
5981	N-46E	2015	59	\$15,995,000	1,088	U.S.A.

CHALLENGER 605 MARKET DETAILS AS OF JUNE 2018
ARRANGED BY DAYS ON MARKET

SERIAL #	REGISTRATION	YEAR	DAYS ON MARKET	ASK PRICE	AIRFRAME TOTAL TIME	LOCATION
5839	N-523AR	2011	17	\$12,950,000	1,570	U.S.A.
5851	VP-BGO	2011	45	\$12,000,000	1,600	Europe
5981	N-46E	2015	59	\$15,995,000	1,088	U.S.A.
5856	SX-FSA	2011	122	\$11,000,000	3,147	Europe
5785	9H-BOM	2009	137	\$9,700,000	3,784	Europe
5745	M-BASH	2008	1,086	\$7,995,000	5,268	Europe

CHALLENGER 605 MARKET DETAILS AS OF JUNE 2018
ARRANGED BY ASKING PRICE

SERIAL #	REGISTRATION	YEAR	DAYS ON MARKET	ASK PRICE	AIRFRAME TOTAL TIME	LOCATION
5745	M-BASH	2008	1,086	\$7,995,000	5,268	Europe
5785	9H-BOM	2009	137	\$9,700,000	3,784	Europe
5856	SX-FSA	2011	122	\$11,000,000	3,147	Europe
5851	VP-BGO	2011	45	\$12,000,000	1,600	Europe
5839	N-523AR	2011	17	\$12,950,000	1,570	U.S.A.
5981	N-46E	2015	59	\$15,995,000	1,088	U.S.A.

CHALLENGER 605 MARKET DETAILS AS OF JUNE 2018

ARRANGED BY TOTAL TIME ON AIRFRAME

SERIAL #	REGISTRATION	YEAR	DAYS ON MARKET	ASK PRICE	AIRFRAME TOTAL TIME	LOCATION
5981	N-46E	2015	59	\$15,995,000	1,088	U.S.A.
5839	N-523AR	2011	17	\$12,950,000	1,570	U.S.A.
5851	VP-BGO	2011	45	\$12,000,000	1,600	Europe
5856	SX-FSA	2011	122	\$11,000,000	3,147	Europe
5785	9H-BOM	2009	137	\$9,700,000	3,784	Europe
5745	M-BASH	2008	1,086	\$7,995,000	5,268	Europe

CHALLENGER 605 MARKET DETAILS AS OF JUNE 2018
ARRANGED BY LOCATION

SERIAL #	REGISTRATION	YEAR	DAYS ON MARKET	ASK PRICE	AIRFRAME TOTAL TIME	LOCATION
5851	VP-BGO	2011	45	\$12,000,000	1,600	Europe
5856	SX-FSA	2011	122	\$11,000,000	3,147	Europe
5785	9H-BOM	2009	137	\$9,700,000	3,784	Europe
5745	M-BASH	2008	1,086	\$7,995,000	5,268	Europe
5981	N-46E	2015	59	\$15,995,000	1,088	U.S.A.
5839	N-523AR	2011	17	\$12,950,000	1,570	U.S.A.

CHALLENGER 605 MARKET DETAILS AS OF JUNE 2018

RECENT CHANGES TO FOR-SALE INVENTORY

SERIAL #	REGISTRATION	YEAR	DAYS ON MARKET	ASK PRICE	AIRFRAME TOTAL TIME	LOCATION	STATUS
5705	OE-IKZ	2007	76	\$8,250,000	2,839	Asia	Sold 2018-06
5726	HB-JRE	2009	460	\$9,000,000	2,955	Europe	Sold 2018-06
5744	5N-	2009	9	n/a	2,100	Africa	Sold 2018-06
5829	N-	2011	54	\$11,950,000	886	S. America	Sold 2018-06
5833	C-GVIB	2011	200	\$12,000,000	1,859	Canada	Sold 2018-06
5872	G-LTSK	2012	105	\$11,800,000	2,353	Europe	Deal Pending 2018-07
5908	N-530SC	2012	275	\$12,800,000	2,632	U.S.A.	Deal Pending 2018-07

Disclaimer

Market changes are based on responses from sellers and agents. These changes have been reported, but not yet confirmed. Altus Aviation offers the details of these aircraft in good faith but cannot guarantee or warrant the accuracy of this information nor warrant the condition of the aircraft. A buyer should instruct his agents, or his surveyors, to investigate such details as the buyer desires validated. These aircraft are offered subject to prior sale, price change, or withdrawal without notice.



The disclosures contained in research documents produced by Altus Aviation shall be governed by and construed in accordance with U.S. law. Altus Aviation specifically prohibits the redistribution of this document in whole or in part without the written permission of Altus Aviation and therefore Altus Aviation accepts no liability whatsoever for the actions of third parties in this respect. Images may depict objects or elements that are protected by third party copyright, trademarks and other intellectual property rights. © Altus Aviation 2016. All rights reserved.