



CHALLENGER 605 MARKET OVERVIEW

MARCH 2018



CHALLENGER 605 MARKET OVERVIEW MARCH 2018

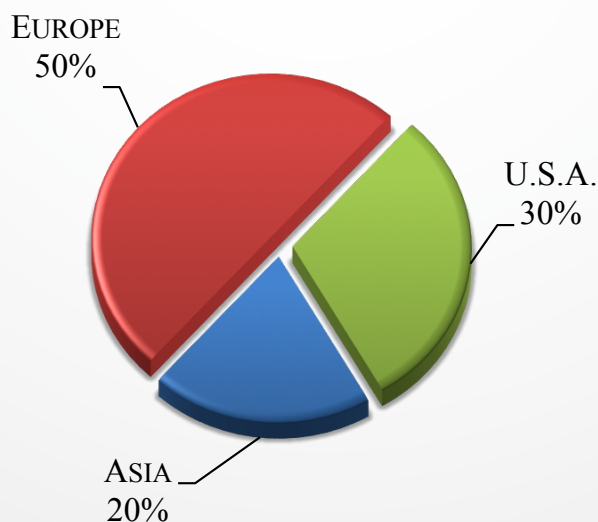
Currently, there are 9 CL605s for sale of 287 aircraft, representing 3% of the active fleet.

CURRENT CHALLENGER 605 MARKET SUMMARY

AIRCRAFT SUMMARY	LOW	HIGH	AVERAGE
ASKING PRICE	\$8,250,000	\$12,800,000	\$10,283,000
AIRFRAME TOTAL TIME	1,915	5,239	3,108
MANUFACTURE YEAR	2007	2012	2010
DAYS ON MARKET	13	994	215

FIGURES BASED ON ASKING PRICES, NOT SALES PRICES. BASED ON 9 AIRCRAFT FOR SALE AND 9 AIRCRAFT PRICES.

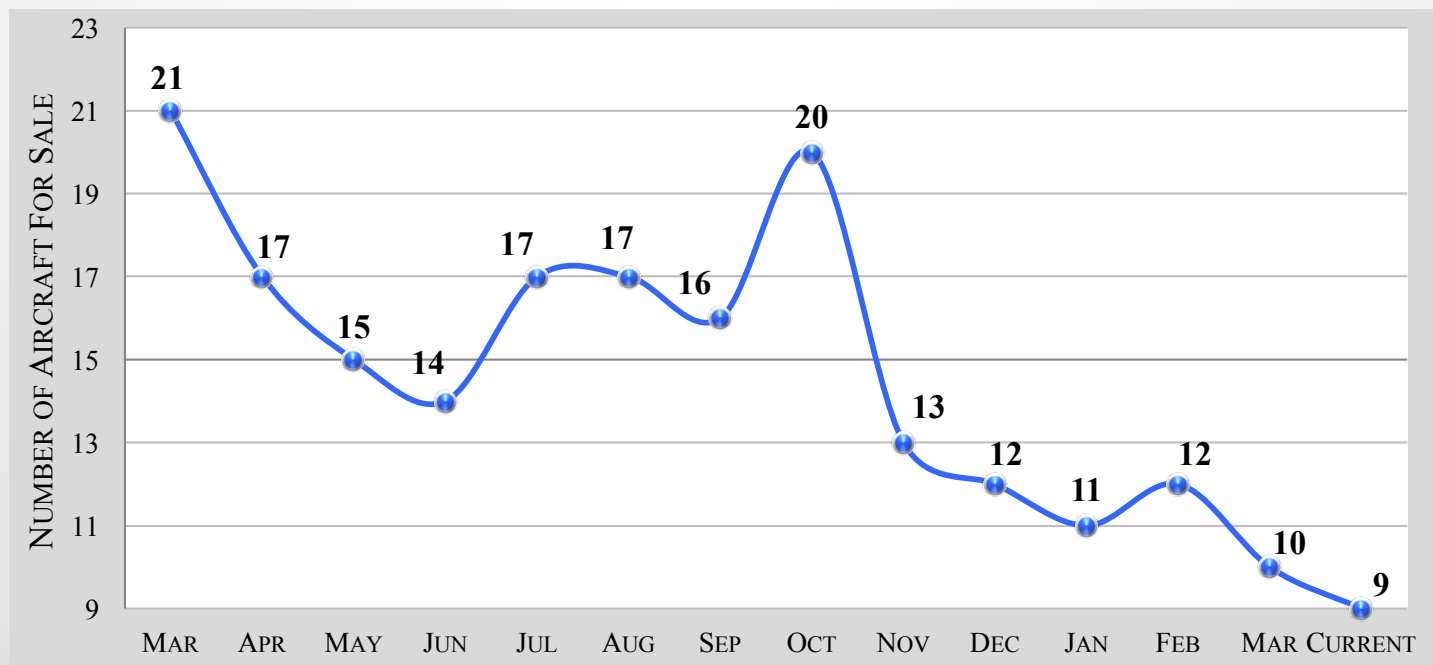
CURRENT CHALLENGER 605 MARKET BY SELLER LOCATION



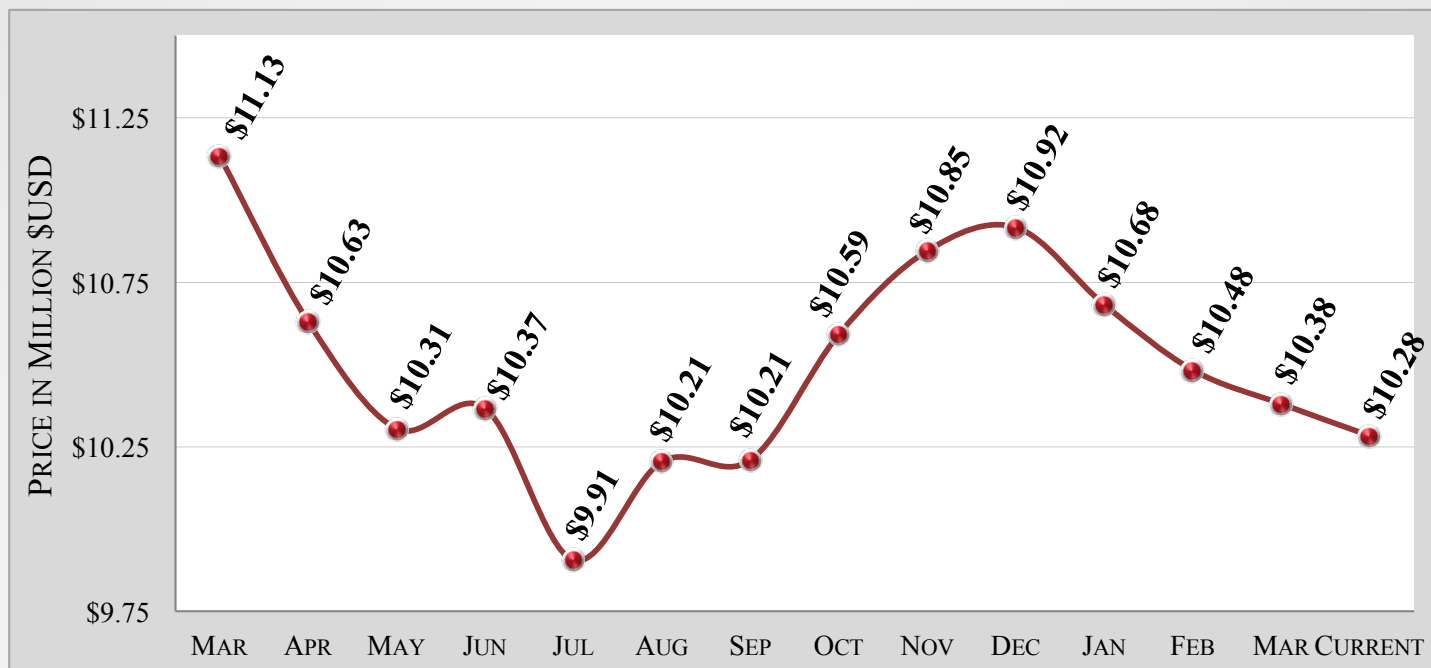
CHALLENGER 605 – 6 MONTH MARKET HISTORY

MONTH	NOV	DEC	JAN	FEB	MAR	CURRENT	AVERAGE
AVERAGE ASK PRICE	\$10.8M	\$10.9M	\$10.7M	\$10.5	\$10.4M	\$10.3M	\$10.6M
NUMBER FOR SALE	13	12	11	12	10	9	11
ACTIVE FLEET	288	287	287	287	287	287	287
PERCENTAGE FOR SALE	5%	4%	4%	4%	3%	3%	4%
AVERAGE YEAR	2010	2010	2010	2010	2010	2010	2010
AVERAGE DAYS ON MARKET	266	200	178	186	188	215	206
AVERAGE AIRFRAME TIME	2,692	2,775	2,950	3,117	3,011	3,108	2,942
TRANSACTIONS	2	2	4	3	4	TBD	15 TOTAL

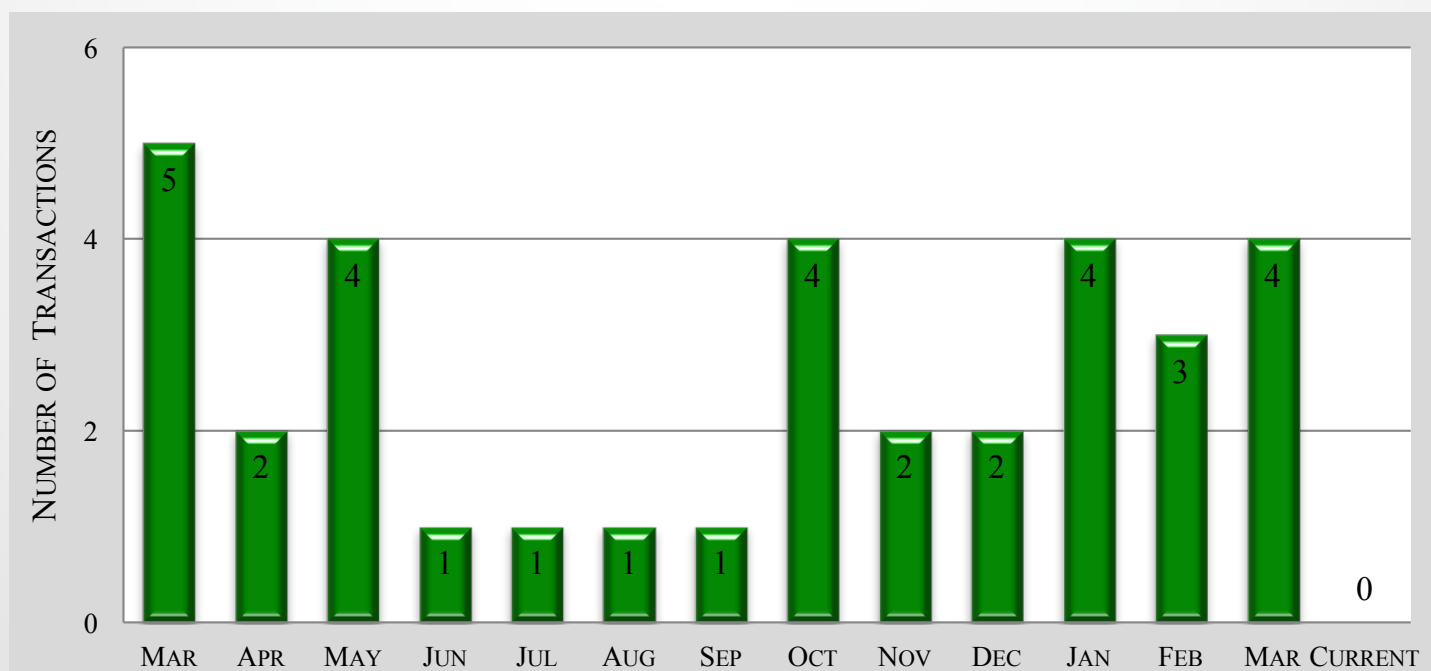
CHALLENGER 605 – 12 MONTH FOR SALE INVENTORY HISTORY



CHALLENGER 605 – 12 MONTH ASKING PRICE TREND



CHALLENGER 605 – 12 MONTH TRANSACTION HISTORY



CHALLENGER 605 – AIRCRAFT BLUE BOOK VALUATIONS

YEAR	AVERAGE RETAIL	AVERAGE WHOLESALE	TREND
2007	\$8,250,000	\$7,322,000	NO CHANGE
2008	\$8,750,000	\$7,766,000	NO CHANGE
2009	\$9,750,000	\$8,654,000	NO CHANGE
2010	\$10,250,000	\$9,097,000	NO CHANGE
2011	\$11,000,000	\$9,763,000	NO CHANGE
2012	\$12,250,000	\$10,872,000	NO CHANGE
2013	\$13,750,000	\$12,204,000	NO CHANGE
2014	\$16,000,000	\$14,201,000	NO CHANGE
2015	\$17,000,000	\$15,088,000	NO CHANGE

The above information is valid from January through March.

CHALLENGER 605 – VREF VALUATIONS

YEAR	AVERAGE RETAIL	AVERAGE WHOLESALE	TREND
2007	\$8,300,000	\$7,287,400	-\$200,000
2008	\$8,550,000	\$7,524,000	-\$200,000
2009	\$9,250,000	\$8,158,500	-\$200,000
2010	\$10,050,000	\$8,864,100	-\$200,000
2011	\$11,050,000	\$9,768,200	-\$200,000
2012	\$11,800,000	\$10,431,200	-\$200,000
2013	\$13,000,000	\$11,492,000	-\$250,000
2014	\$14,000,000	\$12,376,000	-\$250,000
2015	\$16,000,000	\$14,176,000	-\$250,000

The above information is valid from January through March.

CHALLENGER 605 MARKET DETAILS AS OF MARCH 2018 ARRANGED BY YEAR

YEAR	DAYS ON MARKET	ASK PRICE	AIRFRAME TOTAL TIME	LOCATION
2007	30	\$8,250,000	2,839	Asia
2008	994	\$8,500,000	5,239	Europe
2009	414	\$9,000,000	2,955	Europe
2009	45	\$9,250,000	3,784	Europe
2010	32	\$9,750,000	1,915	U.S.A.
2011	30	\$11,000,000	3,147	Europe
2012	192	\$12,000,000	n/a	Asia
2012	13	\$12,000,000	2,353	Europe
2012	183	\$12,800,000	2,632	U.S.A.

CHALLENGER 605 MARKET DETAILS AS OF MARCH 2018

ARRANGED BY DAYS ON MARKET

YEAR	DAYS ON MARKET	ASK PRICE	AIRFRAME TOTAL TIME	LOCATION
2012	13	\$12,000,000	2,353	Europe
2007	30	\$8,250,000	2,839	Asia
2011	30	\$11,000,000	3,147	Europe
2010	32	\$9,750,000	1,915	U.S.A.
2009	45	\$9,250,000	3,784	Europe
2012	183	\$12,800,000	2,632	U.S.A.
2012	192	\$12,000,000	n/a	Asia
2009	414	\$9,000,000	2,955	Europe
2008	994	\$8,500,000	5,239	Europe

CHALLENGER 605 MARKET DETAILS AS OF MARCH 2018

ARRANGED BY ASKING PRICE

YEAR	DAYS ON MARKET	ASK PRICE	AIRFRAME TOTAL TIME	LOCATION
2007	30	\$8,250,000	2,839	Asia
2008	994	\$8,500,000	5,239	Europe
2009	414	\$9,000,000	2,955	Europe
2009	45	\$9,250,000	3,784	Europe
2010	32	\$9,750,000	1,915	U.S.A.
2011	30	\$11,000,000	3,147	Europe
2012	13	\$12,000,000	2,353	Europe
2012	192	\$12,000,000	n/a	Asia
2012	183	\$12,800,000	2,632	U.S.A.

CHALLENGER 605 MARKET DETAILS AS OF MARCH 2018

ARRANGED BY TOTAL TIME ON AIRFRAME

YEAR	DAYS ON MARKET	ASK PRICE	AIRFRAME TOTAL TIME	LOCATION
2010	32	\$9,750,000	1,915	U.S.A.
2012	13	\$12,000,000	2,353	Europe
2012	183	\$12,800,000	2,632	U.S.A.
2007	30	\$8,250,000	2,839	Asia
2009	414	\$9,000,000	2,955	Europe
2011	30	\$11,000,000	3,147	Europe
2009	45	\$9,250,000	3,784	Europe
2008	994	\$8,500,000	5,239	Europe
2012	192	\$12,000,000	n/a	Asia

CHALLENGER 605 MARKET DETAILS AS OF MARCH 2018

ARRANGED BY LOCATION

YEAR	DAYS ON MARKET	ASK PRICE	AIRFRAME TOTAL TIME	LOCATION
2007	30	\$8,250,000	2,839	Asia
2012	192	\$12,000,000	n/a	Asia
2012	13	\$12,000,000	2,353	Europe
2009	414	\$9,000,000	2,955	Europe
2011	30	\$11,000,000	3,147	Europe
2009	45	\$9,250,000	3,784	Europe
2008	994	\$8,500,000	5,239	Europe
2012	183	\$12,800,000	2,632	U.S.A.
2010	32	\$9,750,000	1,915	U.S.A.

CHALLENGER 605 MARKET DETAILS AS OF MARCH 2018

RECENT CHANGES TO FOR-SALE INVENTORY

YEAR	DAYS ON MARKET	ASK PRICE	AIRFRAME TOTAL TIME	LOCATION	STATUS
<i>2007</i>	<i>120</i>	<i>\$9,000,000</i>	<i>3,170</i>	<i>Europe</i>	<i>Sold 2018-03</i>
<i>2009</i>	<i>9</i>	<i>n/a</i>	<i>2,100</i>	<i>U.S.A.</i>	<i>Deal Pending 2018-04</i>
<i>2009</i>	<i>102</i>	<i>\$9,500,000</i>	<i>3,421</i>	<i>Europe</i>	<i>Sold 2018-03</i>
<i>2009</i>	<i>117</i>	<i>\$8,995,000</i>	<i>4,030</i>	<i>Europe</i>	<i>Sold 2018-04</i>
<i>2010</i>	<i>1,337</i>	<i>\$9,000,000</i>	<i>1,326</i>	<i>Asia</i>	<i>Sold 2018-03</i>
<i>2010</i>	<i>153</i>	<i>\$9,250,000</i>	<i>3,812</i>	<i>U.S.A.</i>	<i>Sold 2018-03</i>
<i>2011</i>	<i>8</i>	<i>\$11,950,000</i>	<i>886</i>	<i>S. America</i>	<i>Deal Pending 2018-04</i>
<i>2011</i>	<i>154</i>	<i>\$12,000,000</i>	<i>1,859</i>	<i>Canada</i>	<i>Deal Pending 2018-04</i>
<i>2011</i>	<i>132</i>	<i>\$12,500,000</i>	<i>1,811</i>	<i>Europe</i>	<i>Withdrawn 2018-03</i>
<i>2011</i>	<i>89</i>	<i>\$11,250,000</i>	<i>2,238</i>	<i>U.S.A.</i>	<i>Withdrawn 2018-03</i>

Disclaimer

Market changes are based on responses from sellers and agents. These changes have been reported, but not yet confirmed. Altus Aviation offers the details of these aircraft in good faith but cannot guarantee or warrant the accuracy of this information nor warrant the condition of the aircraft. A buyer should instruct his agents, or his surveyors, to investigate such details as the buyer desires validated. These aircraft are offered subject to prior sale, price change, or withdrawal without notice.



The disclosures contained in research documents produced by Altus Aviation shall be governed by and construed in accordance with U.S. law. Altus Aviation specifically prohibits the redistribution of this document in whole or in part without the written permission of Altus Aviation and therefore Altus Aviation accepts no liability whatsoever for the actions of third parties in this respect. Images may depict objects or elements that are protected by third party copyright, trademarks and other intellectual property rights. © Altus Aviation 2016. All rights reserved.