



CHALLENGER 605 MARKET OVERVIEW

NOVEMBER 2017



CHALLENGER 605 MARKET OVERVIEW

NOVEMBER 2017

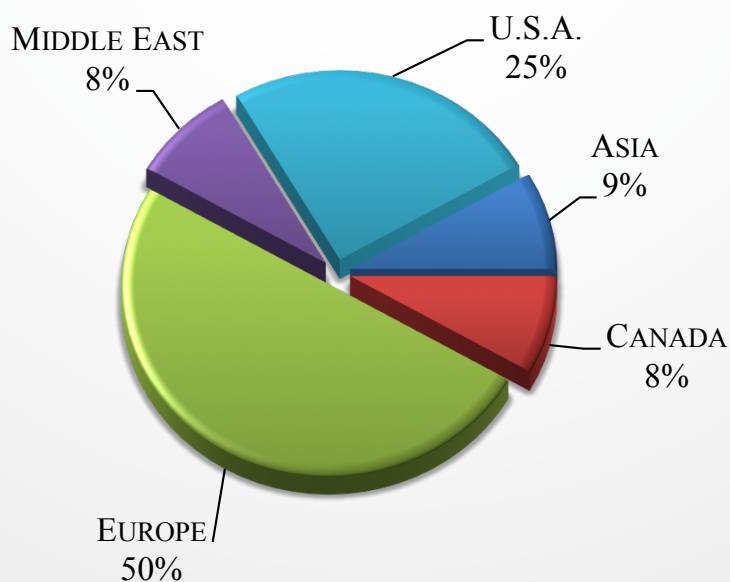
Currently, there are 12 CL605s for sale of 287 aircraft, representing 4% of the active fleet.

CURRENT CHALLENGER 605 MARKET SUMMARY

AIRCRAFT SUMMARY	LOW	HIGH	AVERAGE
ASKING PRICE	\$8,500,000	\$13,500,000	\$10,917,000
AIRFRAME TOTAL TIME	1,100	5,107	2,775
MANUFACTURE YEAR	2007	2013	2010
DAYS ON MARKET	23	860	200

FIGURES BASED ON ASKING PRICES, NOT SALES PRICES. BASED ON 12 AIRCRAFT FOR SALE AND 12 AIRCRAFT PRICES.

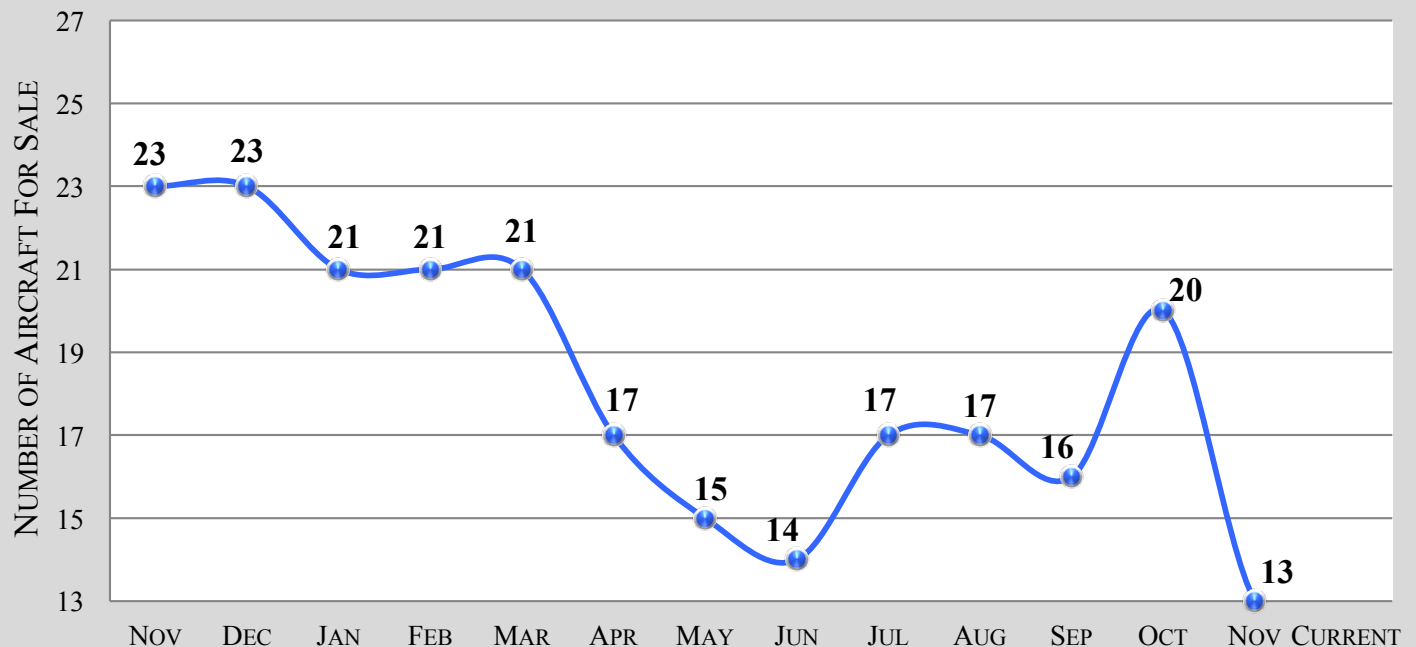
CURRENT CHALLENGER 605 MARKET BY SELLER LOCATION



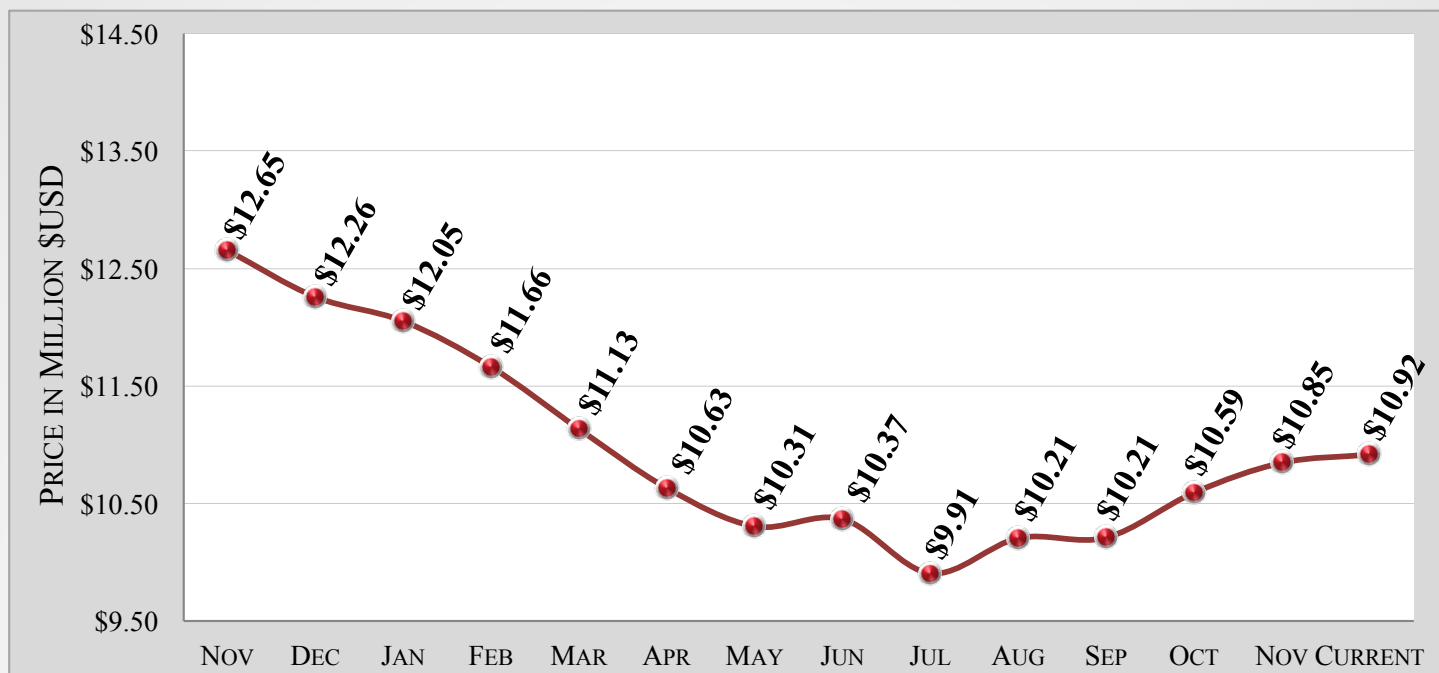
CHALLENGER 605 – 6 MONTH MARKET HISTORY

MONTH	JULY	AUG	SEPT	OCT	NOV	CURRENT	AVERAGE
AVERAGE ASK PRICE	\$9.9M	\$10.2M	\$10.2M	\$10.4M	\$10.8M	\$10.9M	\$10.4M
NUMBER FOR SALE	17	17	16	21	13	12	16
ACTIVE FLEET	288	288	288	288	288	287	288
PERCENTAGE FOR SALE	6%	6%	6%	7%	5%	4%	6%
AVERAGE YEAR	2010	2010	2010	2010	2010	2010	2010
AVERAGE DAYS ON MARKET	437	325	412	331	266	200	329
AVERAGE AIRFRAME TIME	3,429	3,464	3,391	3,311	2,692	2,775	3,117
TRANSACTIONS	1	1	1	4	2	TBD	9 TOTAL

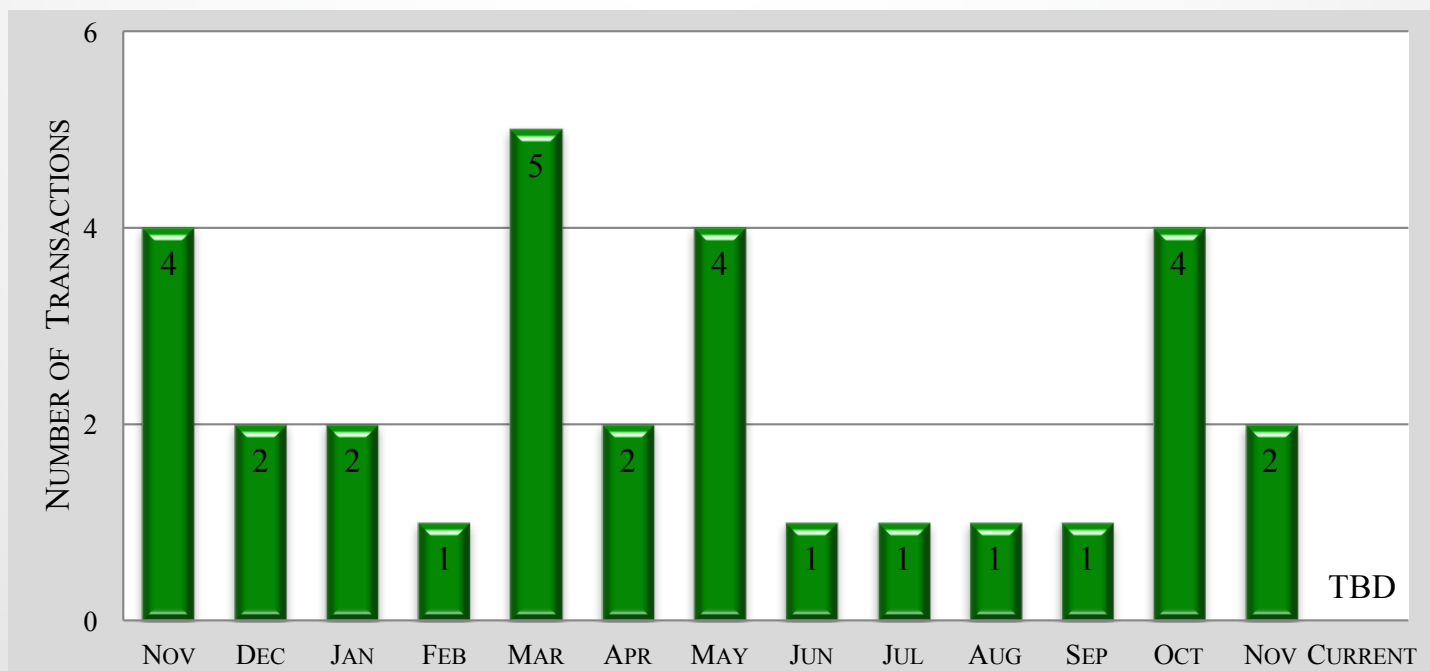
CHALLENGER 605 – 12 MONTH FOR SALE INVENTORY HISTORY



CHALLENGER 605 – 12 MONTH ASKING PRICE TREND



CHALLENGER 605 – 12 MONTH TRANSACTION HISTORY



CHALLENGER 605 – AIRCRAFT BLUE BOOK VALUATIONS

YEAR	AVERAGE RETAIL	AVERAGE WHOLESALE	TREND
2007	\$8,250,000	\$7,322,000	NO CHANGE
2008	\$8,750,000	\$7,766,000	NO CHANGE
2009	\$9,750,000	\$8,654,000	NO CHANGE
2010	\$10,250,000	\$9,097,000	NO CHANGE
2011	\$11,000,000	\$9,763,000	NO CHANGE
2012	\$12,250,000	\$10,872,000	NO CHANGE
2013	\$13,750,000	\$12,204,000	NO CHANGE
2014	\$16,000,000	\$14,201,000	NO CHANGE
2015	\$17,000,000	\$15,088,000	NO CHANGE

The above information is valid from October through December.

CHALLENGER 605 – VREF VALUATIONS

YEAR	AVERAGE RETAIL	AVERAGE WHOLESALE	TREND
2007	\$8,300,000	\$7,287,400	-\$200,000
2008	\$8,550,000	\$7,524,000	-\$200,000
2009	\$9,250,000	\$8,158,500	-\$200,000
2010	\$10,050,000	\$8,864,100	-\$200,000
2011	\$11,050,000	\$9,768,200	-\$200,000
2012	\$11,800,000	\$10,431,200	-\$200,000
2013	\$13,000,000	\$11,492,000	-\$250,000
2014	\$14,000,000	\$12,376,000	-\$250,000
2015	\$16,000,000	\$14,176,000	-\$250,000

The above information is valid from October through December.

CHALLENGER 605 MARKET DETAILS AS OF NOVEMBER 2017 ARRANGED BY YEAR

YEAR	DAYS ON MARKET	ASK PRICE	AIRFRAME TOTAL TIME	LOCATION
2007	860	\$9,000,000	5,107	Europe
2008	23	\$8,500,000	2,040	Europe
2009	315	\$9,500,000	2,672	Europe
2009	83	\$9,500,000	3,421	Europe
2009	41	\$9,250,000	4,030	Europe
2010	90	\$9,250,000	3,812	U.S.A.
2011	55	\$13,500,000	1,859	Canada
2011	69	\$12,500,000	1,811	Europe
2011	26	\$11,250,000	2,238	U.S.A.
2012	94	\$12,000,000	n/a	Asia
2012	84	\$13,500,000	2,439	U.S.A.
2013	664	\$13,250,000	1,100	Middle East

CHALLENGER 605 MARKET DETAILS AS OF NOVEMBER 2017

ARRANGED BY DAYS ON MARKET

YEAR	DAYS ON MARKET	ASK PRICE	AIRFRAME TOTAL TIME	LOCATION
2008	23	\$8,500,000	2,040	Europe
2011	26	\$11,250,000	2,238	U.S.A.
2009	41	\$9,250,000	4,030	Europe
2011	55	\$13,500,000	1,859	Canada
2011	69	\$12,500,000	1,811	Europe
2009	83	\$9,500,000	3,421	Europe
2012	84	\$13,500,000	2,439	U.S.A.
2010	90	\$9,250,000	3,812	U.S.A.
2012	94	\$12,000,000	n/a	Asia
2009	315	\$9,500,000	2,672	Europe
2013	664	\$13,250,000	1,100	Middle East
2007	860	\$9,000,000	5,107	Europe

CHALLENGER 605 MARKET DETAILS AS OF NOVEMBER 2017

ARRANGED BY ASKING PRICE

YEAR	DAYS ON MARKET	ASK PRICE	AIRFRAME TOTAL TIME	LOCATION
2008	23	\$8,500,000	2,040	Europe
2007	860	\$9,000,000	5,107	Europe
2009	41	\$9,250,000	4,030	Europe
2010	90	\$9,250,000	3,812	U.S.A.
2009	83	\$9,500,000	3,421	Europe
2009	315	\$9,500,000	2,672	Europe
2011	26	\$11,250,000	2,238	U.S.A.
2012	94	\$12,000,000	n/a	Asia
2011	69	\$12,500,000	1,811	Europe
2013	664	\$13,250,000	1,100	Middle East
2011	55	\$13,500,000	1,859	Canada
2012	84	\$13,500,000	2,439	U.S.A.

CHALLENGER 605 MARKET DETAILS AS OF NOVEMBER 2017
ARRANGED BY TOTAL TIME ON AIRFRAME

YEAR	DAYS ON MARKET	ASK PRICE	AIRFRAME TOTAL TIME	LOCATION
2013	664	\$13,250,000	1,100	Middle East
2011	69	\$12,500,000	1,811	Europe
2011	55	\$13,500,000	1,859	Canada
2008	23	\$8,500,000	2,040	Europe
2011	26	\$11,250,000	2,238	U.S.A.
2012	84	\$13,500,000	2,439	U.S.A.
2009	315	\$9,500,000	2,672	Europe
2009	83	\$9,500,000	3,421	Europe
2010	90	\$9,250,000	3,812	U.S.A.
2009	41	\$9,250,000	4,030	Europe
2007	860	\$9,000,000	5,107	Europe
2012	94	\$12,000,000	n/a	Asia

CHALLENGER 605 MARKET DETAILS AS OF NOVEMBER 2017

ARRANGED BY LOCATION

YEAR	DAYS ON MARKET	ASK PRICE	AIRFRAME TOTAL TIME	LOCATION
2012	94	\$12,000,000	n/a	Asia
2011	55	\$13,500,000	1,859	Canada
2011	69	\$12,500,000	1,811	Europe
2008	23	\$8,500,000	2,040	Europe
2009	315	\$9,500,000	2,672	Europe
2009	83	\$9,500,000	3,421	Europe
2009	41	\$9,250,000	4,030	Europe
2007	860	\$9,000,000	5,107	Europe
2013	664	\$13,250,000	1,100	Middle East
2011	26	\$11,250,000	2,238	U.S.A.
2012	84	\$13,500,000	2,439	U.S.A.
2010	90	\$9,250,000	3,812	U.S.A.

CHALLENGER 605 MARKET DETAILS AS OF NOVEMBER 2017

RECENT CHANGES TO FOR-SALE INVENTORY

YEAR	DAYS ON MARKET	ASK PRICE	AIRFRAME TOTAL TIME	LOCATION	STATUS
2007	189	\$9,000,000	3,170	Europe	Deal Pending 2017-12
2008	532	\$6,750,000	8,772	U.S.A.	Sold 2018-01
2010	1,317	\$9,000,000	1,326	Asia	Deal Pending 2018-01
2008	224	\$8,100,000	7,301	U.S.A.	Sold 2017-12
2009	428	\$9,950,000	3,216	Europe	Withdrawn 2017-12
2009	107	\$8,750,000	6,212	U.S.A.	Sold 2017-11
2010	107	\$8,500,000	1,776	Asia	Sold 2017-12
2009	86	\$8,750,000	3,260	U.S.A.	Deal Pending 2017-12
2010	360	\$8,950,000	3,877	U.S.A.	Sold 2017-11
2012	415	\$12,700,000	2,587	Middle East	Withdrawn 2017-11
2014	142	\$17,500,000	378	U.S.A.	Deal Pending 2017-12

Disclaimer

Market changes are based on responses from sellers and agents. These changes have been reported, but not yet confirmed. Altus Aviation offers the details of these aircraft in good faith but cannot guarantee or warrant the accuracy of this information nor warrant the condition of the aircraft. A buyer should instruct his agents, or his surveyors, to investigate such details as the buyer desires validated. These aircraft are offered subject to prior sale, price change, or withdrawal without notice.



The disclosures contained in research documents produced by Altus Aviation shall be governed by and construed in accordance with U.S. law. Altus Aviation specifically prohibits the redistribution of this document in whole or in part without the written permission of Altus Aviation and therefore Altus Aviation accepts no liability whatsoever for the actions of third parties in this respect. Images may depict objects or elements that are protected by third party copyright, trademarks and other intellectual property rights. © Altus Aviation 2016. All rights reserved.